

Approved: 1-28-93
Date

MINUTES OF THE SENATE COMMITTEE ON PUBLIC HEALTH AND WELFARE

The meeting was called to order by Chair Sandy Praeger at 10:00 a.m. on January 13, 1993 in Room 526-S of the Capitol.

All members were present except:

Committee staff present: Norman Furse, Revisor of Statutes
William Wolff, Legislative Research Department
Emalene Correll, Legislative Research Department
JoAnn Bunten, Committee Secretary

Conferees appearing before the committee:

Donna Whiteman, Secretary, Kansas Social and Rehabilitation Services

Others attending: See attached list

The Chair introduced members of the Committee and staff.

Donna Whiteman, Secretary of Kansas Social and Rehabilitation Services, addressed the Committee and outlined major programs that SRS administers in order to provide relief to individuals who may have claims upon the aid society. A detailed report was distributed to the Committee that contained information on federally funded programs and programs funded entirely by state general fund dollars. (Attachment 1) Secretary Whiteman stated the challenges this year will be obtaining additional dollars to fund increased caseloads because the state has over institutionalized many different populations. One of the major goals of SRS is to provide more community based services in less restricted settings in order to reduce the cost of institutional care.

Secretary Whiteman stated two populations that are showing the greatest amount of increase as a result of expanded federal coverage are the pregnant women/children population. The next largest cost increase is the nursing home population. The pharmacy budget has increased by \$5 million, and the highest user is the nursing home population, with an average of 5 to 10 medications a day. The federal government allows states to have eligibility of 300% of SSI, and Kansas has chosen the highest amount available to protect as many people as possible. The federal government does dictate that if the cap is used, then all resources available must be considered. Secretary Whiteman pointed out that SRS has not made eligibility easier, but have tried to live within appropriations, and caseloads reflect the economy. The average length of stay of a family on AFDC is less than twelve months.

The Chair stated additional information will be given to the Committee on various programs such as KanWork as soon as possible. Staff will provide the Committee with information on cuts in general assistance eligibility in Memo form.

The meeting was adjourned at 10:45 A.M.

The next meeting is scheduled for January 14, 1993.

GUEST LIST

COMMITTEE:

DATE:

1-13 93

[illegible]



JOAN FINNEY, GOVERNOR OF THE STATE OF KANSAS

KANSAS DEPARTMENT OF SOCIAL
AND REHABILITATION SERVICES

DONNA WHITEMAN, SECRETARY

LEGISLATIVE TESTIMONY ON AGENCY PROGRAMS AND ISSUES
January 13, 1993

Prepared for the Senate Public Health and Welfare Committee

The Department of Social and Rehabilitation Services is a cabinet level agency (see attachment 1 for organizational chart) responsible for the administration of programs to provide relief to individuals who may have claims upon the aid society. The agency administers many programs which are at least partially Federally funded , including:

- Aid to Families with Dependent Children (AFDC)
- Alcohol and Drug Abuse Block Grant
- Child Abuse and Neglect Program
- Child Care and Development Block Grant
- Child Dependent Care Planning and Development Grant
- Children's Justice Assistance Act
- Child Support Enforcement
- Child Welfare Services
- Community Services Block Grant
- Community Stability Project Grant
- Community Youth Activity Program Block Grant
- Disability Determination and Referral Program
- Emergency Assistance Program
- Federal Surplus Food Distribution
- Food Stamp Program
- Foster Care and Adoption Assistance
- Job Opportunities and Basic Skills (JOBS)
- Juvenile Detention Facility Capital Improvement Fund
- Juvenile Detention Facility Fund
- Juvenile Justice and Delinquency Prevention (JJDP) Grants
- Low Income Home Energy Assistance Program
- Medicaid
- Mental Health Services and Management Block Grant
- Nursing Home Certification
- Refugee Assistance Program
- Social Service Block Grant (SSBG)
- State Legalization Impact Assistance Grant
- Vocational Rehabilitation of Disabled Persons
- Vocational Rehabilitation Supplemental Employment

LEGISLATIVE TESTIMONY ON AGENCY PROGRAMS AND ISSUES
January 13, 1992

Prepared for the Senate Public Health and Welfare Committee

cont.

A number of programs funded by purely State dollars are also administered by SRS, including:

- General Assistance
- Income Eligible Home Care
- Medikan

These programs are all administered "to empower individuals and families to achieve and sustain independence and to participant in the rights, responsibilities and benefits of full citizenship by creating conditions and opportunities for change, by advocating for human dignity and worth and by providing care, safety and support in collaboration with others." (SRS 1993 Mission Statement)

A number of issues related to SRS will be discussed this year. Caseloads, the total number of persons SRS serves, have grown significantly over the past few years, increasing the difficulty of delivering quality services to those Kansas who are dependent on SRS. Likewise changes in Federal requirements for various programs have increased demands for services without accompanying increases in Federal funding have impaired the State's ability to implement these Federal programs. Kansas courts limited the agency's ability to modify or discontinue programs to reduce expenditures.

To appropriately assist those children in families who come to the attention of SRS because of abuse, neglect, or other indications of inability of the parents to raise their children, it will be necessary to continue the children's initiatives which were begun last session. It is much more efficient and effective to assist troubled families than to remove children from their homes to substitute care facilities or foster homes. This is particularly true with the growing numbers of children coming to the attention of SRS.

Continued implementation of the Federal Job Opportunities and Basic Skills (JOBS) program is not only required under Federal law, but holds the promise of reducing long-term reliance on public assistance. However, it is still too early for the state's program, called "KanWork", to show results. Many of the people dependent on SRS for subsistence do not have the education or skills to get and keep employment which will allow them to maintain a household without assistance. It takes time to prepare these people for skilled employment and place them in adequate

LEGISLATIVE TESTIMONY ON AGENCY PROGRAMS AND ISSUES
January 13, 1992

Prepared for the Senate Public Health and Welfare Committee

cont.

employment. This is particularly difficult in the kind changing economy we have experienced in the recent past. Compliance with Federal performance standards gains increased match for AFDC and the JOBS program for support of Kansas' families, and, eventually, in decreased reliance on public assistance.

The Federal government has capped eligibility for Federal assistance with the costs of nursing home care at 300% of Social Security benefits. This cap is too low to allow individuals to pay for their own care. The State is currently supplementing the individuals' ability to pay for their care with state general funds for those individuals who were in nursing facilities at the time of the Federal policy change.

The Federal Omnibus Budget Reconciliation Act of 1990 (OBRA '90) changed the ability of the States to recoup and reimburse the costs of hospitals which serve a disproportionate share of those individuals unable to pay for health care. It is expected that the costs of providing health care to those who are unable to pay for it will continue to escalate, while the OBRA '90 changes effectively cap payments from the Federal government. As a result, Kansans will be expected to pay for this care through increased cost shifting, or those unable to pay for health care will be denied necessary services.

This has been a very brief and broad overview of the functions and issues regarding the Kansas Department of Social and Rehabilitation Services. Additional detail is available and will be presented upon request and as it relates to specific issues being considered by this committee.

LEGISLATIVE TESTIMONY ON AGENCY PROGRAMS AND ISSUES

January 13, 1992

Prepared for the Senate Public Health and Welfare Committee

SRS Expenditures : FY 1989 – FY 1994 GBR
(in millions)

	GBR					
<u>Program</u>	<u>FY 1989</u>	<u>FY 1990</u>	<u>FY 1991</u>	<u>FY 1992</u>	<u>FY 1993</u>	<u>FY 1994</u>
Administration	\$45.7	\$42.8	\$42.1	\$46.9	\$55.0	\$53.8
Income Support	30.8	33.0	36.1	34.7	38.8	40.9
Medical Services	21.8	25.7	25.7	29.6	35.6	36.1
Cash Assistance	127.9	135.3	134.7	144.6	159.0	158.8
Medical Assistance	325.0	409.7	485.7	542.8	637.3	697.4
Workforce Development	19.4	22.2	22.6	31.5	51.3	58.9
Mental Health & Retardation Svcs	28.1	33.1	49.4	54.3	63.1	69.1
Alcohol & Drug Abuse Services	9.0	10.8	13.5	13.9	16.6	17.7
Youth & Adult Services	70.9	83.0	79.3	92.0	94.2	98.4
Vocational Rehabilitation	24.3	23.4	26.2	30.1	34.0	34.1
Capital Imprvmnts/Debt Svc	0.4	0.4	0.2	0.6	7.0	4.1
Total	\$703.4	\$819.4	\$915.4	\$1,021.0	\$1,192.0	\$1,269.3
State General Funds	330.6	384.2	400.8	399.9	376.4	418.6
FTE	3,145.8	3,257.7	3,216.7	3,216.7	3,917.0	3,903.5

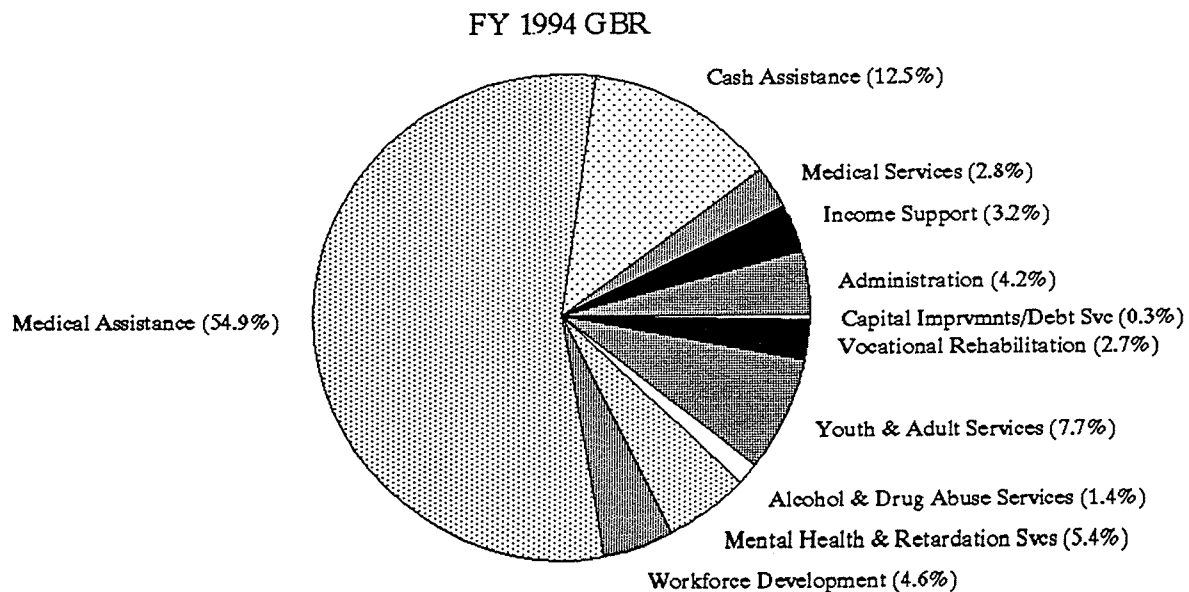
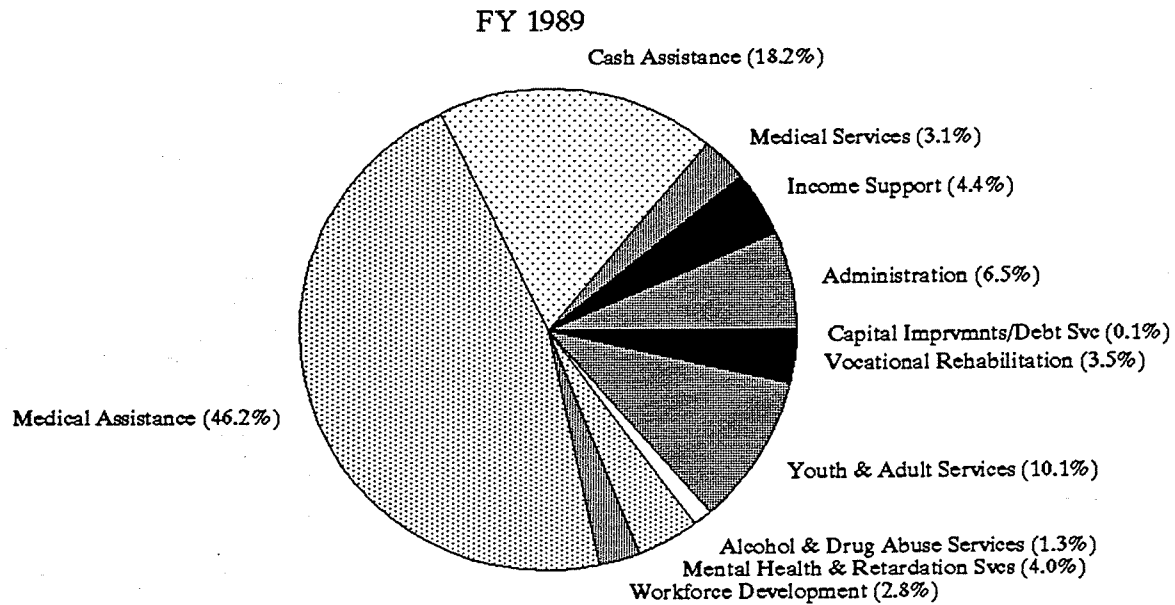
	GBR					
<u>Expenditure Category</u>	<u>FY 1989</u>	<u>FY 1990</u>	<u>FY 1991</u>	<u>FY 1992</u>	<u>FY 1993</u>	<u>FY 1994</u>
Salaries	\$94.8	\$104.2	\$103.1	\$110.6	\$131.1	\$143.0
Other Operating Expenditures	58.5	55.1	58.5	59.4	73.7	70.2
Local Aid	26.4	32.3	53.0	70.5	70.9	75.1
Assistance & Benefits	523.4	627.5	700.6	779.8	909.6	976.9
Capital Improvements & Debt Svc	0.4	0.4	0.2	0.6	6.7	4.0
Total	\$703.4	\$819.4	\$915.4	\$1,021.0	\$1,192.0	\$1,269.3

LEGISLATIVE TESTIMONY ON AGENCY PROGRAMS AND ISSUES

January 13, 1992

Prepared for the Senate Public Health and Welfare Committee

Distribution of Program Expenditures for FY 1989 & FY 1994



LEGISLATIVE TESTIMONY ON AGENCY PROGRAMS AND ISSUES

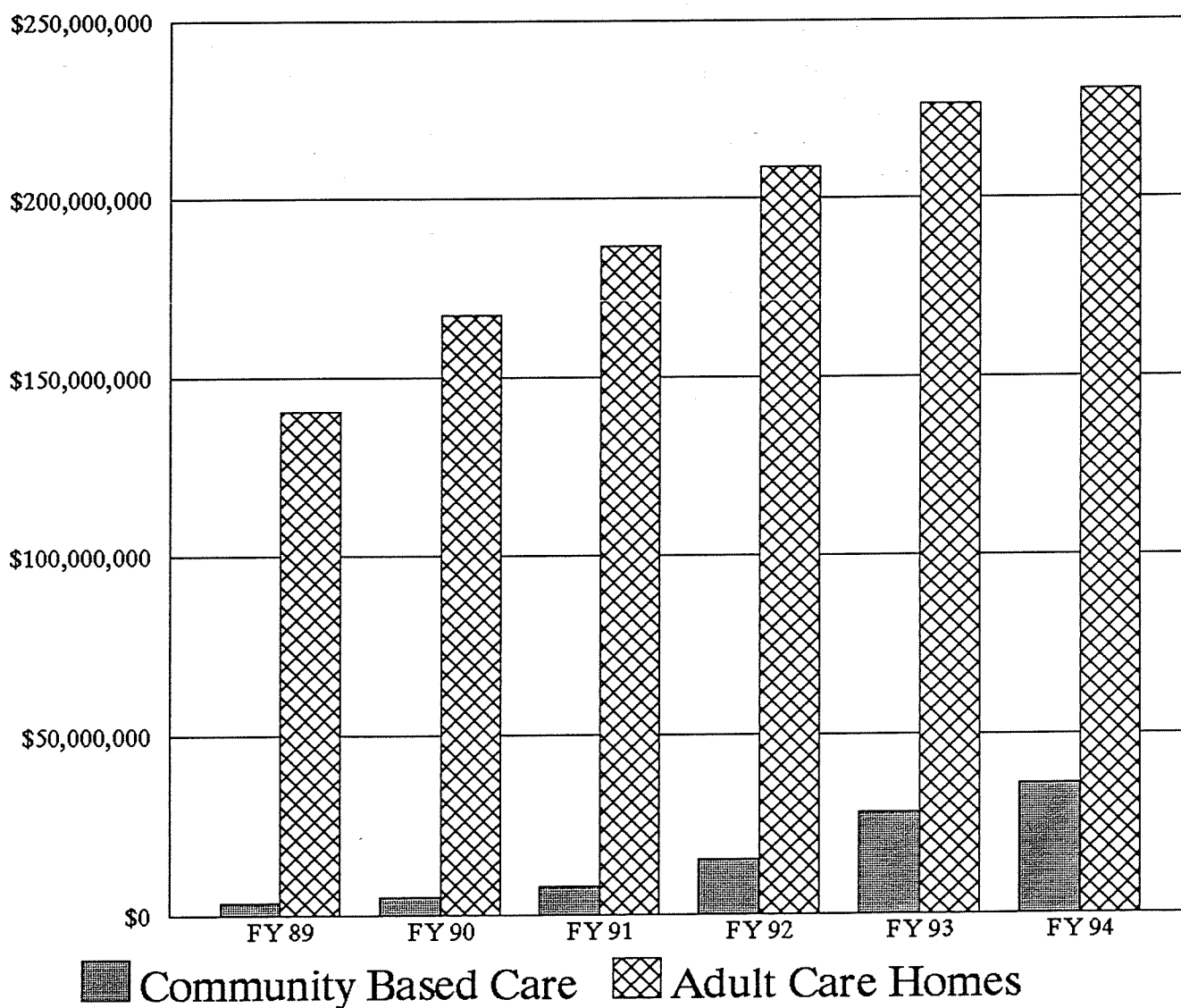
January 13, 1992

Prepared for the Senate Public Health and Welfare Committee

Medical Assistance : FY 1989 – FY 1994 GBR

Program	FY 89	FY 90	FY 91	FY 92	FY 93	FY 94
Regular Medical	\$181,094,675	\$237,330,817	\$291,130,065	\$319,015,118	\$382,512,045	\$430,680,676
Adult Care Home	140,427,654	167,456,662	186,798,341	208,725,608	226,362,294	230,363,131
Community-Based Care	3,503,656	4,935,201	7,772,960	15,082,005	28,387,860	36,331,326
Total Medical Assistance	\$325,025,985	\$409,722,680	\$485,701,366	\$542,822,731	\$637,262,199	\$697,375,133
Percent Increase	38.2%	26.1%	18.5%	11.8%	17.4%	9.4%

Adult Care Home and Community Based Care Expenditures



Kansas Department of Social and Rehabilitation Services

Donna L. Whiteman, Secretary

(913) 296-3274

Office of Public Information (913) 296-3271

Tim Hoyt, Public Information Officer

Barb Conant, Public Information Officer

Mission: "The Kansas Department of Social and Rehabilitation Services empowers individuals and families to achieve and sustain independence and to participate in the rights, responsibilities and benefits of full citizenship by creating conditions and opportunities for change, by advocating for human dignity and worth, and by providing care, safety and support in collaboration with others."

Administrative Services

Herman Hafenstein, Commissioner
(913) 296-3241

- Administrative services for the department and area offices
- Data processing, automated eligibility, accounting, audits and budgeting

Alcohol and Drug Abuse Services

Andrew O'Donovan, Commissioner
(913) 296-3925

- Coordinates efforts with local community services to provide alcohol and drug abuse prevention, education and treatment programs

Income Support/Medical Services

Robert Epps, Commissioner
(913) 296-6750

- Cash assistance programs (Aid to Families with Dependent Children, General Assistance, Low Income Energy Assistance Program, Refugee Assistance, burial assistance and emergency assistance)
- Food Stamps
- Medical assistance programs funded by Medicaid and MediKan.
- Community-Based Long-Term Care and Community Living and Day programs
- Child Support Enforcement

Management Services

Rita Wolf, Director
(913) 296-3329

- SRS budget, caseload projections and reports
- Current data and information about SRS programs and activities.
- Develops new grants and reviews existing client-centered contracts and grants

Mental Health and Retardation Services

George Vega, Commissioner
(913) 296-3773

- Administers the four mental health institutions
- Administers the three mental retardation hospitals
- Provides aid for community mental health centers and community mental retardation centers

Rehabilitation Services

Glen Yancey, Commissioner
(913) 296-3911 (voice)
(913) 296-7029 (TDD)

- Kansas Industries for the Blind; Business Enterprise Program; Rehabilitation Teaching; the Rehabilitation Center for the Blind
- Kansas Vocational Rehabilitation Center/Salina
- Vocational Rehabilitation Unit/Topeka
- Transition Planning, Independent Living and the Commission for the Deaf and Hard of Hearing
- Directs vocational rehabilitation

services to persons who are blind, visually impaired or deaf-blind

- Disability and blindness determinations for the U.S. Department of Health and Human Services

Workforce Development

Janet Schalansky, Director
(913) 296-3273

- SRS personnel, staff training and development, administrative hearings, employment preparation services, volunteer services and the SRS ombudsman office
- Two federally mandated work programs:
 - JOBS/KanWork program for AFDC recipients
 - MOST program for food stamp recipients
- JOBS/KanWork offers transitional services to eligible individuals who become employed
- Child care services for AFDC, General Assistance, food stamp recipients and other income eligible persons

Youth and Adult Services

Carolyn Hill, Commissioner
(913) 296-3284

- Provides services to protect the health and welfare of children
- Oversees the operation of the four state youth centers
- Foster care and adoption services
- Adult abuse investigations and adult guardianships

(Over)

How can we help you?

If you have questions about what programs are available through SRS, program eligibility or the application process for any SRS program:

Contact your nearest local SRS office or one of the following area offices. Several of the area offices have ombudsmen to help you determine who to call and/or what resources are available.

SRS AREA OFFICES

The 12 SRS Area Offices and the local offices located in each of the state's 105 counties determine eligibility and process applications for: public assistance, medical assistance, food stamps, investigate allegations of abuse and neglect of both children and elderly adults. SRS Area Offices also coordinate foster care services for those children who are placed in the custody of the State by the courts, provide direct services to the home-bound elderly and disabled, and enforce child support orders.

Chanute Area Office

O.D. Sperry, director
Sandra Robb, ombudsman
1500 W. 7th
Chanute, KS 66720
(913) 431-7100

Emporia Area Office

Joe Meyer, director
1015 Scott
Emporia, KS 66801
(316) 342-2505

Garden City Area Office

Dale Barnum, director
907 Zerr Road
Garden City, KS 67846
(316) 275-0583

Hays Area Office

Gene Dawson, director
3000 Broadway
Hays, KS 67601
(913) 628-1066

Hutchinson Area Office

Gary Nelson, director
501 N. Monroe
Hutchinson, KS 67504
(316) 663-5731

Kansas City Area Office

Eva Whitmire, acting director
Robena Farrell, ombudsman
I Gateway Center 66101
Kansas City, KS 66117-0248
(913) 586-4516

Lawrence Area Office

Jim Wann, director
Ernie Dyer, ombudsman
1901 Delaware
Lawrence, KS
(913) 832-3700

Manhattan Area Office

Flordie Pettis, director
327 Colorado
Manhattan, KS 66502
(913) 776-4011

Olathe Area Office

Mike VanLandingham, director
Bank IV Bldg. / 3rd Fl.
100 E. Santa Fe
Olathe, KS 66061
(913) 562-1210

Salina Area Office

Dave Jacobs, director
Ann Rollins, ombudsman
2130 S. Ohio
Graves Plaza
Salina, KS 67401
(913) 825-8111

Topeka Area Office

Oliver Green, acting director
235 Kansas
Topeka, KS 66601
(913) 296-2500

Wichita Area Office

John Sullivan, director
Patty Mitts, ombudsman
3244 E. Douglas
Wichita, KS 67201
(316) 651-5300

YOUTH CENTERS

Youth Center at Atchison

Philip Knapp, Superintendent
(913) 367-6590

Youth Center at Beloit

Denis Shumate, Superintendent
(913) 738-5735

Youth Center at Larned

Dell Hayden, Superintendent
(316) 285-2131

Youth Center at Topeka

Harold Allen, Superintendent
(913) 296-7709

STATE INSTITUTIONS

Kansas Neurological Institute,

Topeka

Bob Day, Superintendent
(913) 296-5301

Larned State Hospital

Mani Lee, Superintendent
(316) 285-2131

Osawatomie St. Hospital

Norma Stephens, Superintendent
(913) 755-3151

Parson State Hospital

Gary Daniels, Superintendent
(316) 421-6550

Rainbow Mental Health

Facility, Kansas City

Jack Southwick, Superintendent
(913) 384-1880

Topeka State Hospital

David Sofferin, Superintendent
(913) 296-4222

Winfield State Hospital and

Training Center

William Lybarger, Superintendent
(316) 221-6660

CHILD & ADULT ABUSE

HOTLINE

1-800-922-5330

All calls are confidential

FRAUD & ABUSE HOTLINE

1-800-432-3913

All calls are confidential

Aid to Families with Dependent Children (AFDC) Average Number of Recipients/Month by County State FY 1992

20 Cheyenne	24 Rawlins	57 Decatur	71 Norton	68 Phillips	28 Smith	26 Jewell	76 Republic	56 Washington	182 Marshall	108 Nemaha	510 Brown	384 Doniphan
243 Sherman	133 Thomas	10 Sheridan	79 Graham	91 Rooks	51 Osborne	74 ■ Mitchell	198 Cloud	171 Clay	Pottawatomie 290	394 Jackson	776 Atchison	Leavenworth
30 Wallace	46 Logan	2 Gove	30 Trego	427 Ellis	192 Russell	45 Lincoln	105 Ottawa	448 Dickinson	981 Geary	127 Wabaunsee	7,247 Shawnee	356 Jefferson
17 Greeley	71 Wichita	51 Scott	34 Lane	32 Ness	61 Rush	89 Ellsworth	1,334 Saline	218 Morris	1,509 McPherson	199 Marion	397 Osage	1,793 Douglas
52 Hamilton	131 Kearny	1,028 Finney	32 Hodgeman	102 ▲ Pawnee	126 Barton	447 Rice	514 McPherson	78 Chase	1,211 Lyon	180 Coffey	889 Franklin	3,479 Johnson
50 Stanton	225 Grant	57 Haskell	63 Gray	86 Edwards	126 Stafford	2,662 Reno	727 Harvey	1,409 Butler	1,211 Lyon	180 Coffey	191 Anderson	681 ▲ Miami
59 Morton	92 Stevens	1,075 Seward	26 Meade	52 Kiowa	199 Pratt	158 Kingman	18,169 Sedgwick	276 Greenwood	130 Woodson	130 Woodson	621 Allen	273 Linn
			34 Clark	21 Comanche	46 Barber	182 Harper	665 Sumner	89 Elk	464 Wilson	628 Neosho	788 Bourbon	1,852 Crawford
								1,528 ◆ Cowley	204 Chautauqua	2,219 Montgomery	1,174 ◆ Lafayette	1,604 Cherokee

- ▲ State psychiatric hospitals serving mentally ill clients
◆ State hospitals for people with mental and developmental disabilities
■ Youth Centers

Statewide Average Monthly Total: 83,570

*** County totals may not add due to rounding**

Source: SRS Budgets and Reports 1

6-1

Aid to Families with Dependent Children (AFDC) Expenditures by County for State FY 1992

\$28,896 Cheyenne	\$30,825 Rawlins	\$77,686 Decatur	\$105,646 Norton	\$91,983 Phillips	\$48,587 Smith	\$41,294 Jewell	\$91,950 Republic	\$74,131 Washington	\$248,238 Marshall	\$146,835 Nemaha	\$631,958 Brown	\$514,894 Doniphan
\$294,215 Sherman	\$168,822 Thomas	\$15,625 Sheridan	\$93,222 Graham	\$124,470 Rooks	\$66,763 Osborne	\$90,953 Mitchell	\$272,712 Cloud	\$220,338 Clay	\$394,841 Pottawatomie	\$478,749 Jackson	\$1m Atchison	\$506,232 Jefferson
\$44,150 Wallace	\$62,846 Logan	\$7,107 Gove	\$39,062 Trego	\$544,368 Ellis	\$250,561 Russell	\$54,850 Lincoln	\$138,805 Ottawa	\$1.4m Riley	\$1.8m Saline	\$2.1m Geary	\$10.4m Shawnee	\$2.8m Wyandotte
\$19,195 Greeley	\$77,955 Wichita	\$70,857 Scott	\$39,990 Lane	\$44,358 Ness	\$92,607 Rush	\$120,725 Ellsworth	\$631,552 Rice	\$639,238 Dickinson	\$279,350 Morris	\$166,686 Wabaunsee	\$2.6m Douglas	\$5.5m Johnson
\$71,972 Hamilton	\$160,428 Kearny	\$1.3m Finney	\$43,936 Hodgeman	\$149,993 Pawnee	\$158,881 Barton	\$1.3m Barton	\$715,146 McPherson	\$280,609 Marion	\$107,809 Chase	\$1.6m Lyon	\$586,417 Osage	\$1.2m Franklin
\$67,019 Stanton	\$270,487 Grant	\$91,707 Haskell	\$101,060 Gray	\$1.3 Ford	\$72,074 Kiowa	\$275,777 Pratt	\$233,571 Kingman	\$1m Harvey	\$25.6m Sedgwick	\$1.9m Butler	\$369,436 Greenwood	\$825,477 Allen
\$79,049 Morton	\$127,453 Stevens	\$1.4m Seward	\$28,494 Meade	\$42,199 Clark	\$34,130 Comanche	\$78,741 Barber	\$231,813 Harper	\$878,951 Sumner	\$2.1m Cowley	\$113,569 Elk	\$682,462 Wilson	\$2.5m Crawford
										\$254,234 Chautauqua	\$2.9m Montgomery	\$1.5m Labette
												\$2.1m Cherokee

- ▲ State psychiatric hospitals serving mentally ill clients
- ◆ State hospitals for people with mental and developmental disabilities
- Youth Centers

Statewide Total Expenditures: \$117.2 million

*County totals may not add due to rounding

Source: SRS Budgets and Reports 11/91

1-1

Aid to Families with Dependent Children (AFDC)

Average Number of Children/Month by County

State FY 1992

14 Cheyenne	16 Rawlins	41 Decatur	43 Norton	45 Phillips	18 Smith	15 Jewell	46 Republic	38 Washington	120 Marshall	69 Nemaha	337 Brown	255 Doniphan
157 Sherman	91 Thomas	6 Sheridan	54 Graham	59 Rooks	34 Osborne	47 Mitchell	131 Cloud	114 Clay	Riley	Pottawatomie 183	259 Jackson	508 Atchison
20 Wallace	32 Logan	2 Gove	18 Trego	268 Ellis	120 Russell	30 Lincoln	69 Ottawa	293 Dickinson	629 Geary	85 Wabaunsee	4,824 Shawnee	231 Jefferson
13 Greeley	51 Wichita	29 Scott	24 Lane	21 Ness	39 Rush	59 Ellsworth	885 Saline	141 Morris	1,040 Pottawatomie	85 Wabaunsee	4,824 Shawnee	1,184 Douglas
33 Hamilton	96 Kearny	754 Finney	21 Hodgeman	69 Pawnee	76 Stafford	293 Rice	322 McPherson	130 Marion	50 Chase	791 Lyon	244 Osage	564 Franklin
35 Stanton	154 Grant	39 Haskell	44 Gray	703 Ford	58 Edwards	1,693 Reno	479 Harvey	12,419 Sedgwick	950 Butler	180 Greenwood	111 Coffey	121 Anderson
39 Morton	61 Stevens	741 Seward	18 Meade	22 Clark	38 Kiowa	102 Kingman	435 Sumner	983 Cowley	55 Elk	295 Wilson	82 Woodson	406 Allen
					13 Comanche	28 Barber	118 Harper			1,472 Montgomery	748 Labette	1,165 Crawford
												1,007 Cherokee

- ▲ State psychiatric hospitals serving mentally ill clients
- ◆ State hospitals for people with mental and developmental disabilities
- Youth Centers

Statewide Average Monthly Total: 55,920

*** County totals may not add due to rounding**

Source: SRS Data and Reports 12/92

11-1

General Assistance Average Number of Recipients/Month by County for State FY 1992

0 Cheyenne	3 Rawlins	8 Decatur	8 Norton	4 Phillips	3 Smith	4 Jewell	5 Republic	8 Washington	46 Marshall	6 Nemaha	49 Brown	37 Doniphan
36 Sherman	6 Thomas	2 Sheridan	1 Graham	4 Rooks	6 Osborne	9 Mitchell	20 Cloud	24 Clay	Pottawatomie 31	13 Jackson	69 Atchison	Leavenworth
1 Wallace	5 Logan	6 Gove	5 Trego	38 Ellis	20 Russell	6 Lincoln	6 Ottawa	44 Dickinson	82 Riley	11 Wabaunsee	647 Shawnee	201 Wyandotte
1 Greeley	8 Wichita	13 Scott	4 Lane	3 Ness	7 Rush	8 Ellsworth	79 Saline	27 Morris	95 Geary	28 Osage	189 Douglas	246 Johnson
7 Hamilton	6 Kearny	77 Finney	3 Hodgeman	10 Pawnee	11 Barton	44 Rice	42 McPherson	23 Marion	13 Chase	92 Lyon	22 Coffey	71 Miami
7 Stanton	15 Grant	15 Haskell	3 Gray	96 Ford	16 Edwards	11 Stafford	298 Reno	80 Harvey	109 Butler	31 Greenwood	11 Woodson	20 Linn
5 Morton	14 Stevens	54 Seward	7 Meade	3 Clark	4 Kiowa	20 Pratt	17 Kingman	2,049 Sedgwick	9 Elk	39 Wilson	40 Allen	57 Bourbon
					3 Comanche	6 Barber	19 Harper	66 Sumner	135 Cowlitz	25 Chautauqua	68 Neosho	184 Crawford
										156 Montgomery	83 Labette	119 Cherokee

- ▲ State psychiatric hospitals serving mentally ill clients
- ◆ State hospitals for people with mental and developmental disabilities
- Youth Centers

Statewide Average Monthly Total: 7,505
*County totals may not add due to rounding

Source: SRS Budgets and Reports 11/9

201-1

General Assistance Expenditures by County for State FY 1992

\$0 Cheyenne	\$5,494 Rawlins	\$13,427 Decatur	\$16,560 Norton	\$7,938 Phillips	\$3,267 Smith	\$6,480 Jewell	\$8,830 Republic	\$7,821 Washington	\$65,175 Marshall	\$13,233 Nemaha	\$74,862 Brown	\$59,622 Doniphan
\$51,734 Sherman	\$10,724 Thomas	\$4,311 Sheridan	\$1,692 Graham	\$9,053 Rooks	\$10,983 Osborne	\$18,222 Mitchell	\$36,762 Cloud	\$35,253 Clay	\$43,001 Pottawatomie	\$20,229 Jackson	\$106,300 Atchison	\$37,840 Jefferson
\$2,478 Wallace	\$9,554 Logan	\$6,797 Gove	\$8,298 Trego	\$71,126 Ellis	\$35,894 Russell	\$10,591 Lincoln	\$11,939 Ottawa	\$124,086 Riley	\$160,054 Geary	\$11,152 Wabaunsee	\$1.1m Shawnee	\$369,329 Douglas
\$1,650 Greeley	\$14,138 Wichita	\$15,891 Scott	\$6,553 Lane	\$3,998 Ness	\$10,986 Rush	\$18,936 Ellsworth	\$143,125 Saline	\$69,584 Dickinson	\$41,580 Morris	\$157,243 Lyon	\$51,430 Osage	\$152,400 Franklin
\$8,525 Hamilton	\$6,595 Kearny	\$113,525 Finney	\$4,438 Gray	\$4,531 Hodgeman	\$19,514 Pawnee	\$16,120 Stafford	\$70,291 McPherson	\$40,888 Marion	\$22,855 Chase	\$33,564 Coffey	\$37,224 Anderson	\$112,374 Miami
\$11,835 Stanton	\$23,590 Grant	\$17,626 Haskell	\$162,797 Ford	\$8,451 Kiowa	\$31,938 Pratt	\$28,929 Kingman	\$518,007 Reno	\$151,828 Harvey	\$186,808 Butler	\$58,823 Greenwood	\$20,195 Woodson	\$62,666 Allen
\$8,968 Morton	\$16,954 Stevens	\$89,447 Seward	\$9,809 Meade	\$1,250 Clark	\$6,085 Comanche	\$14,119 Barber	\$30,206 Harper	\$105,696 Sumner	\$224,350 Covley	\$43,038 Chautauqua	\$248,764 Montgomery	\$130,644 Labette
								\$3.6m Sedgwick		\$15,686 Elk	\$70,120 Wilson	\$102,160 Neosho
												\$95,154 Bourbon
												\$283,388 Crawford
												\$188,066 Cherokee
												\$323,617 Wyandotte
												\$1.3m

- ▲ State psychiatric hospitals serving mentally ill clients
- ◆ State hospitals for people with mental and developmental disabilities
- Youth Centers

Statewide Total Expenditures: \$12.7 million*

*County totals may not add due to rounding

Source: SRS Budgets and Reports 11/92

67-1

FY 1992 MAJOR ELIGIBILITY CATEGORIES OF THE KANSAS MEDICAL ASSISTANCE PROGRAM

Kansas Department of Social and Rehabilitation Services
Division of Management Services

Aid to Families w/ Dependent Children	Supplemental Security Income	Foster Care and Adoptees
<p>Anyone receiving AFDC is automatically given a Medical card. Families average well under 12 months on AFDC, particularly two parent ones. The FY 92 maximum grant in most cases was only \$396 per month. This amount is reduced nearly dollar for dollar for earnings, unemployment comp, or other income. Nearly half of all medical expenses involve childbirth/newborn care.</p> <p>FY 92 Average monthly caseload 81,600 Number of different persons served 138,200 FY 92 Average monthly medical cost \$99 FY 92 Total Cost \$97,100,000</p> <p>Top Five Services Inpatient Hospital.....\$45,000,000 Physician Services.....24,200,000 Prescription Drugs.....7,300,000 Outpatient Hospital.....5,700,000 Dental Services.....3,500,000</p>	<p>Anyone receiving SSI is automatically eligible to receive a Medical card as well. They must apply for the card at an SRS Office for us to be aware of their SSI status. A large percent are on Medicare. These individuals seek Medicaid for Nursing Home and pharmacy expenses.</p> <p>FY 92 Average monthly caseload Aged 7,100 Disabled 17,600 Number of different persons served 8,100 21,700 FY 92 Average monthly medical cost \$302 \$439 FY 92 Total Cost \$25,800,000 \$92,900,000</p> <p>Top Five Combined Services Adult Care Home/HCBS.....\$15,200,000 \$30,600,000 Inpatient Hospital.....3,000,000 29,000,000 Prescription Drugs.....4,800,000 10,500,000 Physician Services.....600,000 6,600,000 CMHC/Psychologists.....53,000 3,200,000</p>	<p>These are children in the custody of the SRS for a variety of reasons. This also includes approximately 600 children who have been adopted and because of special needs are still being supported medically by the Medicaid program. NOTE: Over 3/4ths of all expenses involve psychiatric care.</p> <p>FY 92 Average monthly caseload 5,700 Number of different persons served 9,600 FY 92 Average monthly medical cost \$223 FY 92 Total Cost \$15,200,000</p> <p>Top Five Combined Services Inpatient Hospital.....\$6,700,000 Rehabilitation (Level 6 Homes).....2,300,000 CMHC/Psychologists.....1,700,000 Physician Services.....1,400,000 Prescribed Drugs.....640,000</p>
Medically Needy - AFDC Families	Medically Needy - Aged & Disabled (SSI)	Low Income Pregnant Women & Children
<p>If a family meets all the criteria for being on AFDC but their income is too great, they may still receive a Medical card. All income above \$470 (family three) must have been devoted to medical expenses. If there are expenses beyond this, Medicaid will pay them - If they are a covered service. If their monthly income is below \$470 there is no requirement that they pay toward a covered service. The \$470 figure is known as the Protected Income Level (PIL). The income in excess of this that they must first devote to medical expenses is known as the "spend-down" amount.</p> <p>FY 92 Average monthly caseload 3,700 Number of different persons served 21,800 FY 92 Average monthly service cost \$185 FY 92 Total Cost \$8,300,000</p> <p>Top Five Services Inpatient Hospital.....\$4,900,000 Physician Services.....1,300,000 Prescription Drugs.....430,000 Dental Services.....390,000 Outpatient Hospital.....380,000</p>	<p>If a person meets all the criteria for being on SSI but his income is too great, he may still receive a Medical card. In FY 1992 all income above \$442 (\$30 for ACH client) must have been devoted toward medical expenses. If expenses exceed this, Medicaid will pay them - If they are for a covered service. The vast majority of these people were well covered by Medicare and perhaps a MediGap policy. That is until they entered an ACH.</p> <p>FY 92 Average monthly caseload: Aged 14,300 Disabled 3,900 Number of different persons served 21,600 7,800 FY 92 Average monthly service cost \$936 \$1,157 FY 92 Total Cost \$160,600,000 \$54,100,000</p> <p>Top Five Combined Services Adult Care Home/HCBS.....\$138,800,000 \$37,000,000 Prescription Drugs.....14,400,000 4,000,000 Inpatient Hospital.....1,200,000 6,000,000 Medicare Premiums.....5,900,000 1,500,000 CMHC/Psychologists.....100,000 2,200,000</p>	<p>Any of the following persons are eligible, regardless of the families marital situation, upon applying. This population is a product of several progressively more liberal federal OBRA's intended to address this nation's poor infant mortality/low birth weight performance.</p> <p>Pregnant Women.....Family Income Mo. Inc. (3) Infants under 1 yr old.....< 150% FPL \$1,447 Children ages 1 thru 6.....< 150% FPL \$1,446 Child age 6 and up if born after 9/30/83....< 133% FPL \$1,283< 100% FPL \$965</p> <p>FY 92 Average monthly caseload: Woman 3,600 Children 13,900 Number of different persons served 11,800 32,500 FY 92 Average monthly service cost \$551 \$112 FY 92 Total Cost \$23,800,000 \$18,600,000</p> <p>Top Five Services Inpatient Hospital.....\$24,500,000 Physician Services.....11,400,000 Outpatient Hospital.....1,500,000 Prescription Drugs.....1,300,000 Local Health Dept.....600,000</p>
AFDC Extended Medical	Qualified Medicare Beneficiary (QMB)	Medicaid And MedKan For Gen Asst Clients
<p>The majority of AFDC families who, by obtaining employment no longer need AFDC assistance, are eligible for a 12 months of transitional Medicaid coverage. This gives the family time to establish themselves financially. This was a mandated coverage group under the Family Support Act which established the JOBS program. A family does not have to participate in that program in order to receive this transitional coverage.</p> <p>FY 92 Average monthly caseload 9,400 Number of different persons served 24,100 FY 92 Average monthly service cost \$60 FY 92 Total Cost \$6,800,000</p> <p>Top Five Services Inpatient Hospital.....\$2,300,000 Physician.....1,900,000 Prescription Drugs.....850,000 Outpatient Hospital.....570,000 Dental Services.....340,000</p>	<p>When Congress created the ill-fated Medicare Catastrophic Care Act its financing was to come from greatly increased Medicare premiums. To protect the lower income Medicare beneficiary Congress ordered state Medicaid programs to pay these higher premiums for poverty-level persons. While the MCCA was repealed, this provision was not. In FY 92 the Medicare premiums, deductibles, and co-payments were paid for anyone below 100% of the federal poverty level. This is a monthly income of \$668.</p> <p>FY 92 Average monthly caseload 2,200 Number of different persons served 5,600 FY 92 Average monthly service cost \$23 FY 92 Total Cost \$600,000</p> <p>Breakdown of aid: Medicare Premiums.....\$350,000 Inpatient Copay/Deductible (Part A).....70,000 Outpatient Copay/Deductibles (Part B).....280,000</p>	<p>There are two populations on the GA Cash Assistance program. First are families who, while poor, cannot qualify for AFDC due usually to the presence of two parents in the home. All children in these families, and all pregnant women, are Medicaid clients. The larger group are individuals who are disabled for 30 days or more who do not yet have a decision regarding permanent federal disability status. These are MedKan clients. The MedKan program will be modified Jan 1, 1993.</p> <p>FY 92 Average monthly caseload Disabled 4,800 Family 2,400 No. of different persons served 11,600 6,600 FY 92 Average monthly service cost \$1,848 \$134 FY 92 Total Cost \$22,600,000 \$3,900,000</p> <p>Top Five Services Inpatient Hospital.....\$14,300,000 Physician.....3,000,000 Prescribed Drugs.....1,300,000 CMHC/Psychologists.....1,200,000 Outpatient Hospital.....1,100,000 200,000</p>

44-1