



KANSAS HEALTH INSTITUTE

MEDICAID AND THE CHILDREN'S HEALTH INSURANCE PROGRAM (CHIP) IN KANSAS

Kansas House Committee on
Welfare Reform

February 25, 2025

Who We Are



- Nonprofit, nonpartisan educational organization based in Topeka.
- Established in 1995 with a multi-year grant by the Kansas Health Foundation.
- Committed to convening meaningful conversations around tough topics related to health.





Kansas Medicaid and the Children's Health Insurance Program (CHIP): An Overview



KANSAS HEALTH INSTITUTE


Informing Policy. Improving Health.



Medicaid and the Children's Health Insurance Program (CHIP) in Kansas



Medicaid: Enacted in 1965, it provides coverage for health services and long-term care to eligible children of low-income families, parents, pregnant women, people with disabilities and older adults, as well as some individuals with specific health conditions.



CHIP: Adopted in Kansas in 1998 and implemented in 1999, it provides similar coverage to uninsured children of low-income families who are not eligible for Medicaid, but who can't afford private coverage.



Medicaid and the Children's Health Insurance Program (CHIP)

Key Events Impacting Medicaid and CHIP

2007-2009
Great Recession

January 2013
KanCare Adopted

October 2013
Healthcare.gov
Launched

July 2015
Kansas Eligibility
Enforcement System
Implemented for
Medicaid Eligibility

December 2018
KanCare Reapproved
through December
2023

March 2020-2023
COVID-19 Pandemic
and Related Policy
Changes

July 2022
Extension of Post-Partum
Coverage for Pregnant
Women from 60 Days to
12 Months

April 1, 2023
Medicaid Eligibility
Redeterminations
Resumed

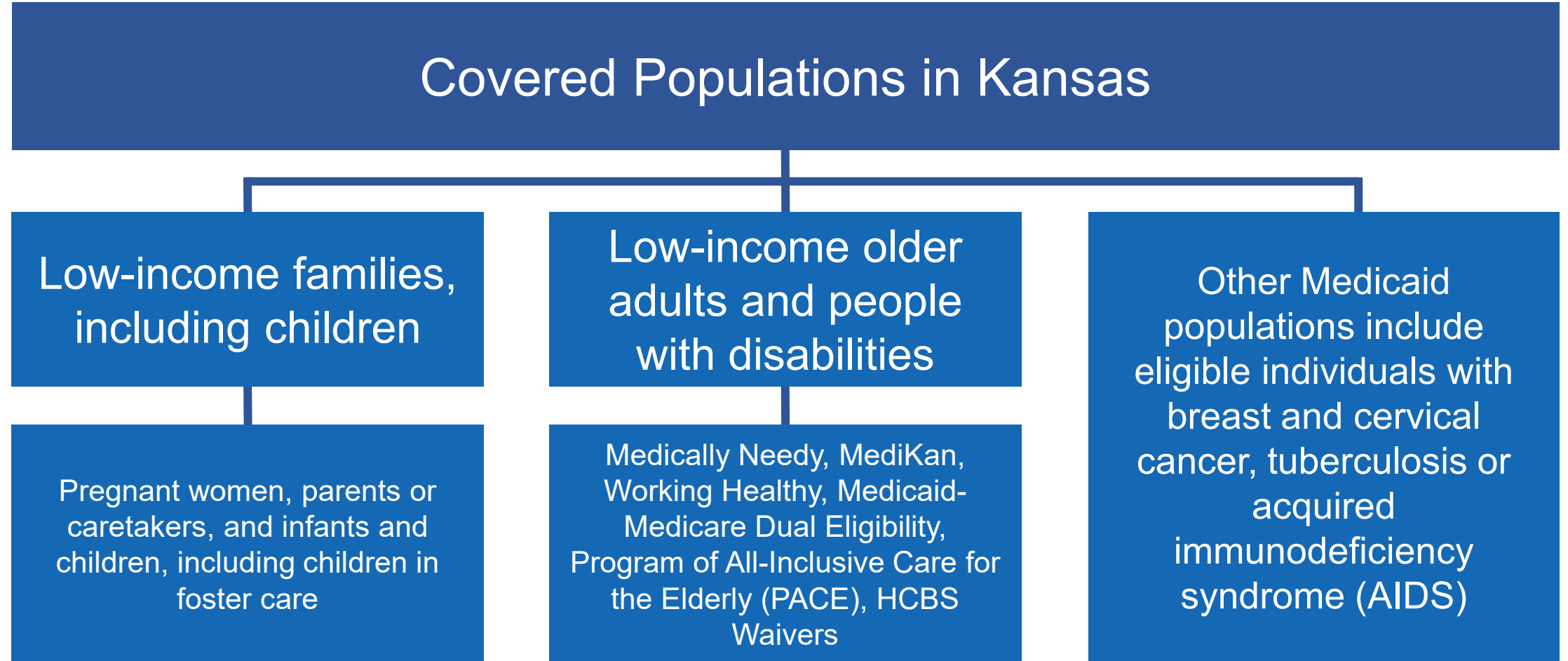
April 2024
KanCare MCO
Contracts Awarded

Dec. 31, 2024
Previous KanCare
MCO Contracts
Expire

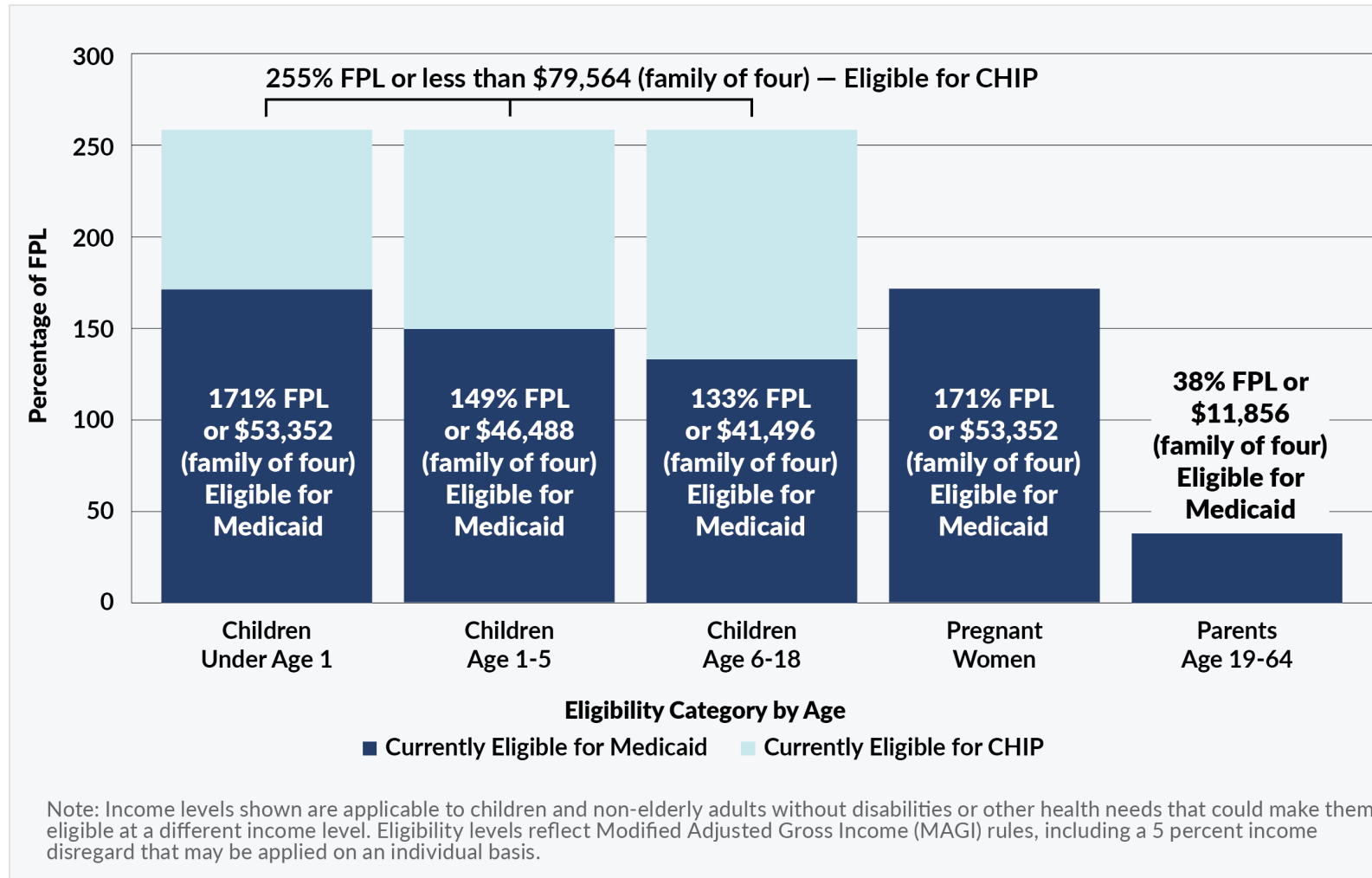
Jan. 1, 2025
Awarded KanCare
MCO Contracts
Take Effect



Medicaid Populations



Estimates of Income Eligibility Levels for Children and Families in Kansas Medicaid and CHIP, 2024



Source: KHI analysis of current Kansas Medical Assistance Standards, Kansas Department of Health and Environment, April 2024





Financing Medicaid and CHIP

Jointly funded by the federal government and Kansas

- By law, every state receives at least a 50 percent match in federal dollars. Federal Medical Assistance Percentages (FMAP), or match rates vary by state.
- Medicaid: **61.87 percent** in Kansas (for every \$1 that Kansas spends on Medicaid, the federal government contributes \$1.62).
- CHIP: **73.31 percent** in Kansas
- The federal match rate enhanced during the pandemic phased out in 2024.

Source: Medicaid and CHIP Payment and Access Commission. (2024). *Federal Medical Assistance Percentage (FMAP) and Enhanced FMAP by State, FYs 2022–2025*. Retrieved from <https://www.macpac.gov/wp-content/uploads/2024/09/EXHIBIT-6-FMAP-and-Enhanced-FMAP-by-State-FYs-2022%E2%80%932025.pdf>





Enrollment



Differences Between the Medicaid and Medicare Programs in Kansas

Medicaid

- Medical care and long-term care coverage for children of low income families and pregnant women, and some low-income parents, adults age 65 and older and individuals with disabilities.
- Administered at the state level, within federal guidelines.

Medicare

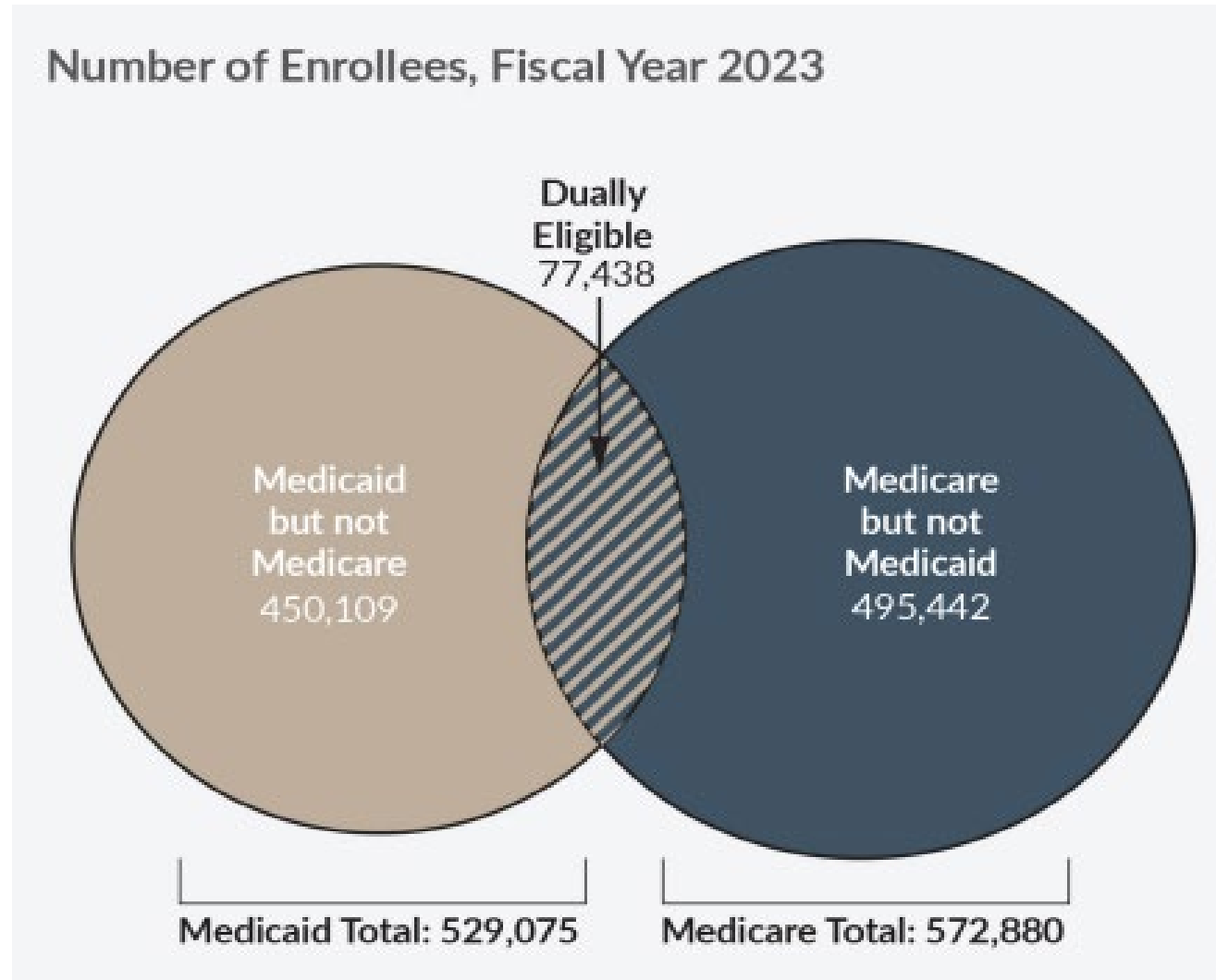
- Provides benefits for adults age 65 and older, some people with disabilities who qualify for social security benefits or who are receiving treatment for end-stage renal disease.
- Provides medical care coverage, but very limited long-term care coverage.
- Has no income limit.
- Receives federal funding collected by payroll deduction and administered at the federal level.

Dually Eligible

- Medical care coverage for low-income adults age 65 and older and low-income individuals with disabilities who qualify for Social Security disability benefits.
- Medicaid pays for Medicare premiums, out-of-pocket expenses and additional services not provided through Medicare such as long-term services and supports.
- Administered at the state and federal levels.



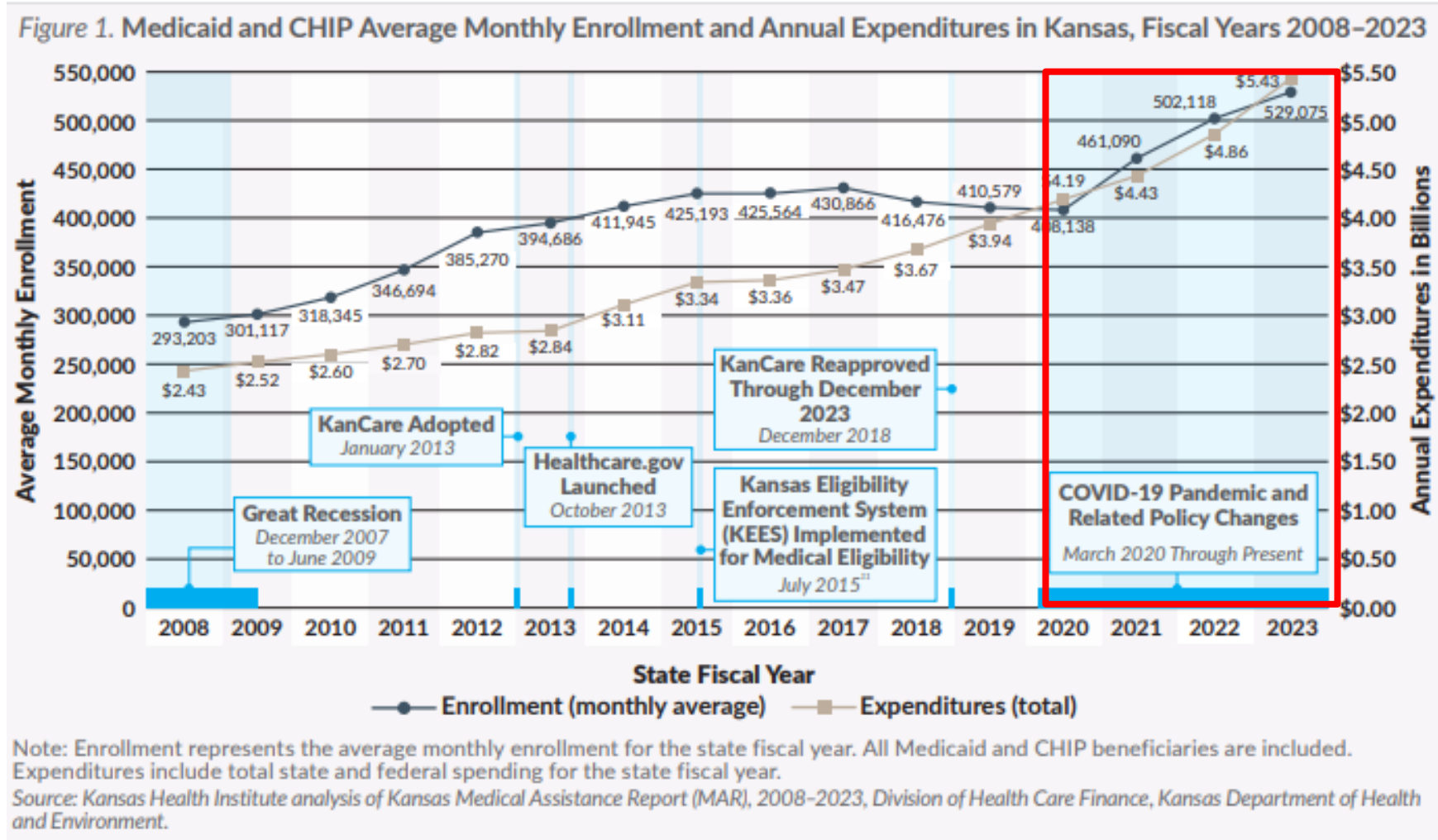
Differences Between the Medicaid and Medicare Programs in Kansas



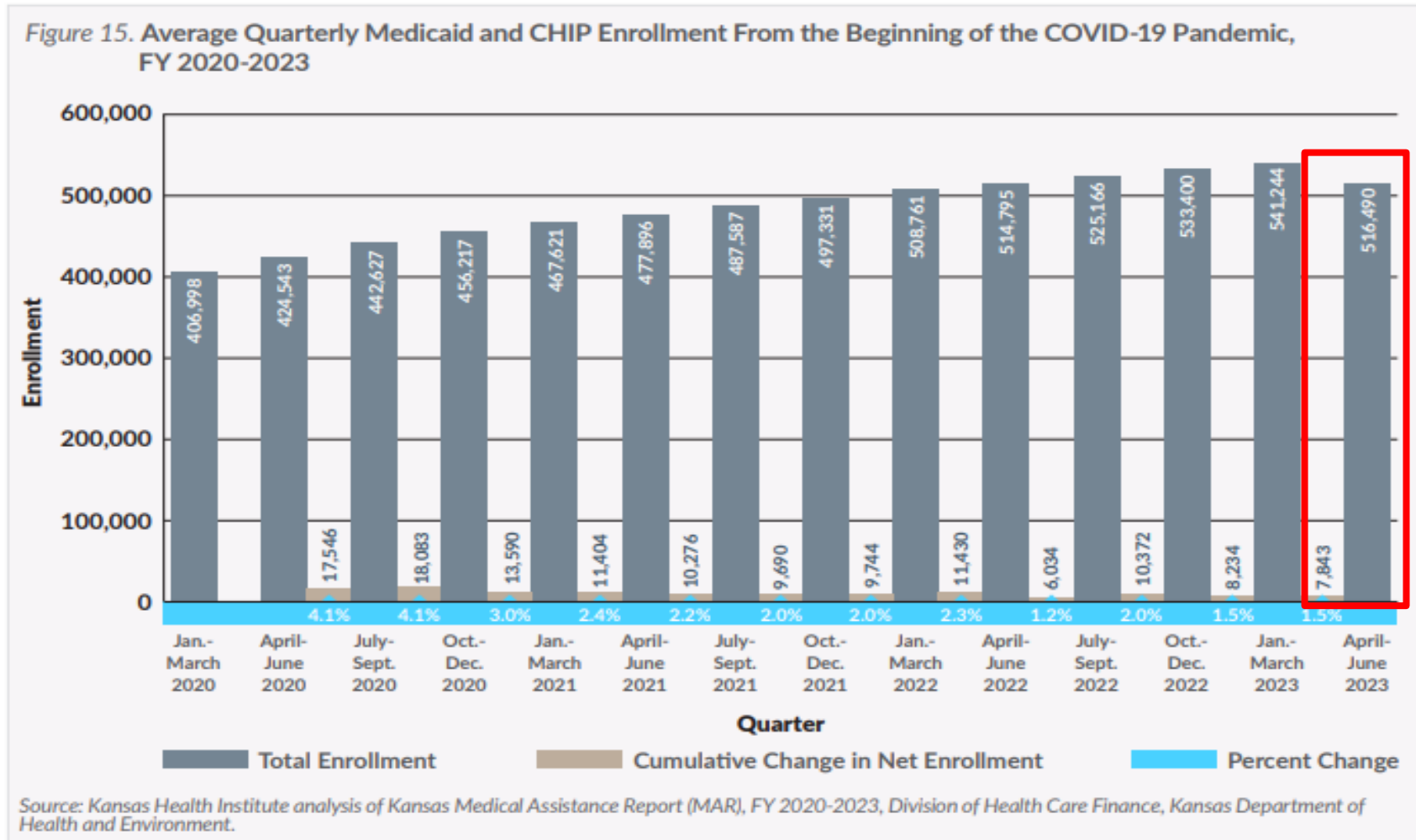
Note: Additional information on Medicaid enrollees who are also eligible for Medicare is available from the Centers for Medicare and Medicaid Services (CMS)
Source: KHI analysis of current Kansas Medical Assistance Report (MAR) 2023, Division of Health Care Finance, Kansas Department of Health and Environment, AKHI analysis of data from the KDHE Enterprise Data Warehouse and CMS Program Statistics,



Medicaid and CHIP Average Monthly Enrollment and Annual Expenditures in Kansas, FY 2008-2023



Average Quarterly Medicaid and CHIP Enrollment from the Beginning of the COVID-19 Pandemic, FY 2020-2023





Spending



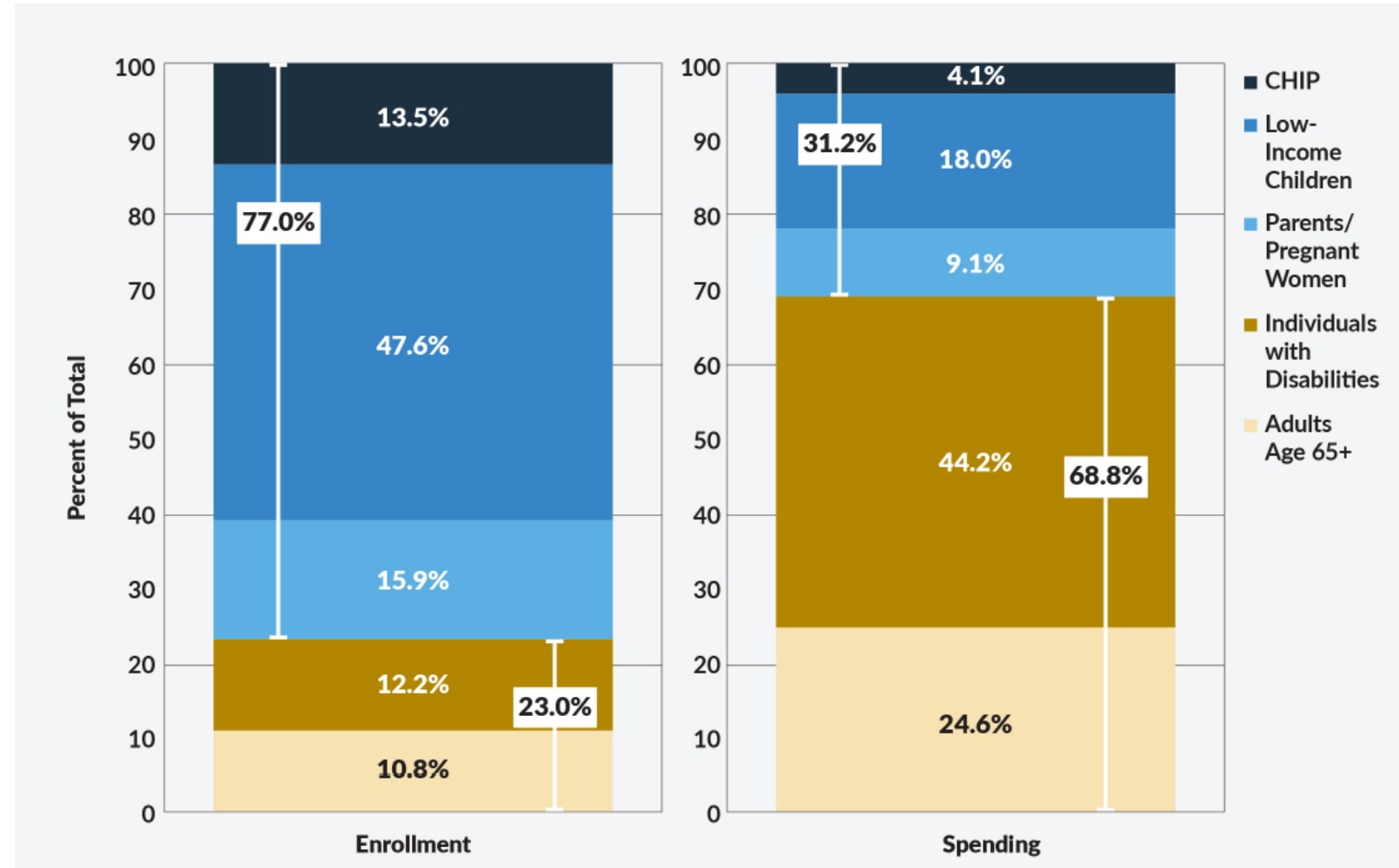
Per Capita Annual Cost by KanCare Population, Kansas FY 2023

Annual Medicaid Spending by Population Group		FY 2023
Individuals with Disabilities		\$32,459
Adults Age 65+		\$20,511
Parents/Pregnant Women		\$5,147
Medicaid Children		\$3,391
CHIP		\$2,763
CHIP/Medicaid Children and Families Combined		\$3,644
All Enrollees		\$8,895

Source: Kansas Health Institute analysis of Kansas Medical Assistance Report (MAR), 2023, and additional data from the Division of Health Care Finance, Kansas Department of Health and Environment.



Medicaid and CHIP Population Groups and Spending, FY 2023

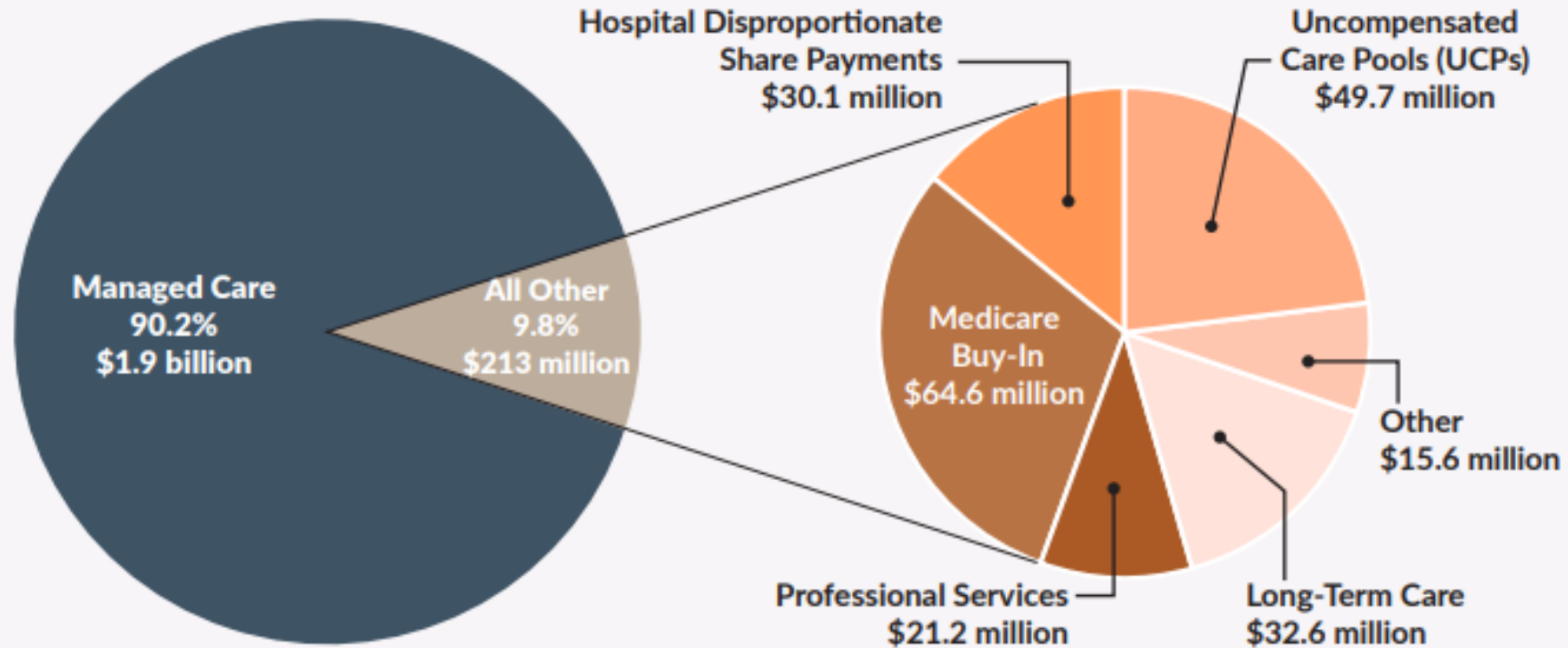


Source: Kansas Health Institute analysis of Kansas Medical Assistance Report (MAR), FY 2023, and additional data from the Division of Health Care Finance, Kansas Department of Health and Environment.



Managed Care as a Portion of Total Medicaid and CHIP Expenditures in Kansas, State Funds Only FY 2023

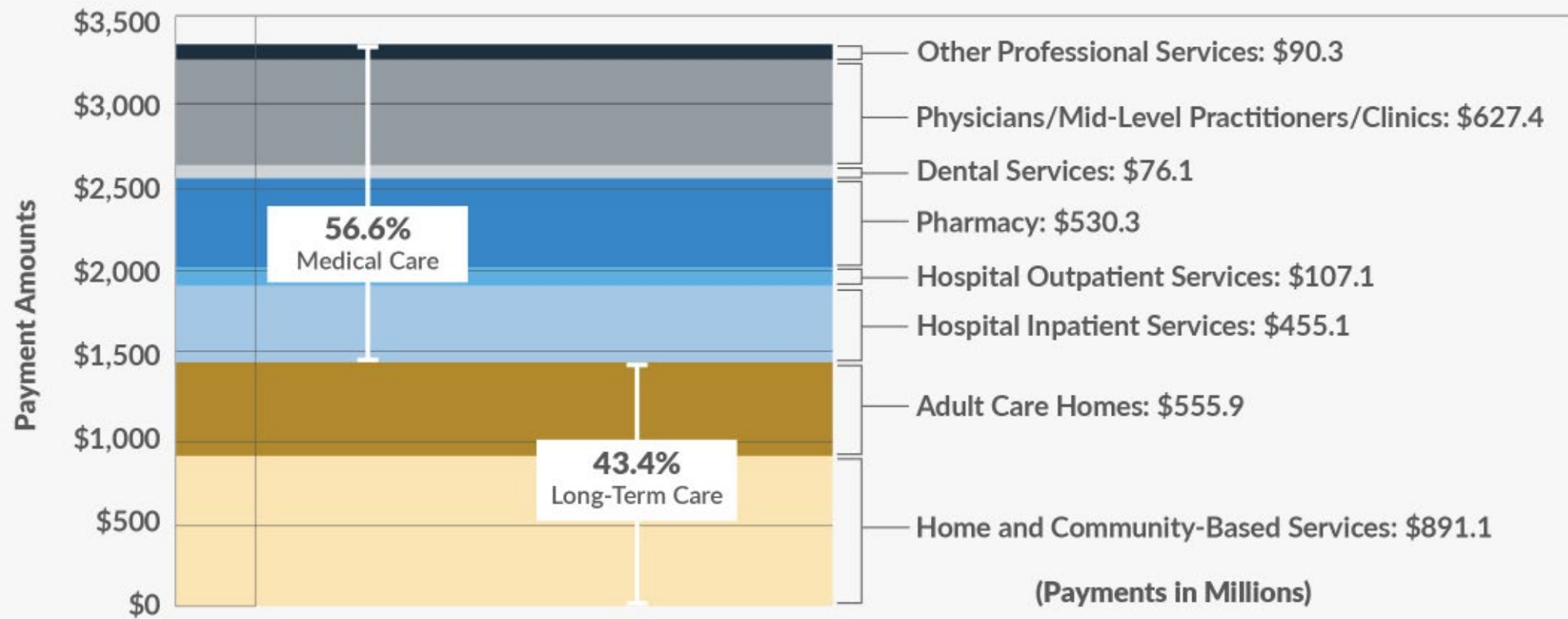
Figure 9. Managed Care as a Portion of Total Medicaid and CHIP Expenditures in Kansas, State Funds Only, Fiscal Year 2023



Note: Long-Term Care includes payments to nursing facilities for mental health. School-based services are included in Professional Services.
Source: Kansas Health Institute analysis of Kansas Medical Assistance Report (MAR), 2023, from the Division of Health Care Finance, Kansas Department of Health and Environment.



KanCare Managed Care (MCO) Payments to Providers by Category of Service, FY 2023, in Millions



Source: Kansas Health Institute analysis of data from the KDHE Enterprise Data Warehouse.



State Plans, Amendments and Waivers





State Plans, Amendments and Waivers

The federal Centers for Medicare and Medicaid Services (CMS) approves a State Plan for the Medicaid and CHIP programs in each state. It is a contract between the state and federal government describing:

- How it will administer the program
- What services will be covered
- What groups will be eligible
- How much it will reimburse providers
- The State Plan can be changed by an Amendment or Waiver.




Avenues for Changing the KanCare Program

State Plan Amendment (SPA): The federal Centers for Medicare and Medicaid Services (CMS) approves a State Plan for the Medicaid and CHIP programs in each state.

- SPAs are used when a proposed change is in accordance with federal requirements.

A **waiver** is used when a state wants an exception from existing federal requirements.

- While SPAs are permanent changes, waivers are generally approved by CMS for three to five years and can be renewed or amended.



More information available on page 15

Kansas Home and Community-Based Services (HCBS) Waivers, Enrollment, Waiting Lists and Institutional Equivalents, October 2024

Waiver Program	Enrollees	Individuals on Waiting List/Proposed Recipients	Institutional Equivalent or Level(s) of Care Required
Autism (age 0-5 for initial eligibility; AU)	54	707	Inpatient psychiatric facility for those age 21 and under
Brain Injury (age 0-64; BI)	1,071	0	Traumatic brain injury rehabilitation facility and hospital
Frail Elderly (age 65+; FE)	7,769	0	Nursing facility
Intellectual/Developmental Disability (age 5+; I/DD)	9,097	4,549	Intermediate care facility for individuals with intellectual disabilities
Physical Disability (age 16–64; PD)	5,999	1,069	Nursing facility
Serious Emotional Disturbance (age 4-18; SED)	3,749	0	Inpatient psychiatric facility for those age 21 and under
Technology Assisted (age 0-21; TA)	826	0	Hospital

Source: Kansas 1915(c) waivers and October 2024 HCBS Monthly Summary, Kansas Department for Aging and Disability Services.



Acknowledgments

We recognize the following individuals for their contributions:



**Sheena L. Schmidt,
M.P.P.**

Senior Analyst



**Emma Uridge,
M.P.H.c, C.H.E.S.**

Research Assistant



Kaci Cink

Research Assistant



Wen-Chieh Lin, Ph.D.

Director of Research



Kari Bruffett

President and CEO



Stewart Cole

Graphic Designer



Acknowledgments

We recognize the following individuals at KLRD for their contributions.



J.G. Scott

Director



Melissa Renick

*Deputy Director for
Research*



Dylan Dear

*Deputy Director for
Fiscal Affairs*



Megan Leopold

*Managing Fiscal
Analyst*



Leighann Thone

Research Analyst

The authors would also like to thank Dayton LaMunyon and Amanda Prosser with KLRD for serving on the review team. In addition, we thank the Kansas Department of Health and Environment (KDHE) for providing information and reviewing portions of the report.



THANK YOU!

Any Questions?

Contact Sheena Schmidt at sschmidt@khi.org



KANSAS HEALTH INSTITUTE

Informing Policy. Improving Health.

Connect With Us



KANSAS HEALTH INSTITUTE

Informing Policy. Improving Health.

www.khi.org

@KHIorg



212 SW 8th Avenue | Topeka, KS | 785.233.5443