

KANSAS HEALTH Matters

Your one stop source of data and information
about community health in Kansas.



www.KansasHealthMatters.org

Presentation to:

House Health and Human Services and
Senate Public Health and Welfare

January 25, 2012

KANSAS HEALTH Matters

[View this site in Spanish/Español or other language](#)

Powered by The Healthy Communities Network

Search



[Advanced Search](#)

[Home](#)

[Community Data](#) ▶

[2-1-1 Kansas](#)

[Reporting Tools](#) ▶

[Topic Centers](#)

[Promising Practices](#)

[CHNA Toolbox](#) ▶

[Community Plans and Strategies](#)

[Contribute Content](#)

[News](#)

[Event Calendar](#)

[About Us/Partners](#)

[Ask an Expert](#)

PARTNERS

[Kansas Association for the Medically Underserved](#)

COMMUNITY DASHBOARD



[Adult Obesity Rate](#)



[Adult Physical Activity Rate](#)



[Adult Smoking Rate](#)



[Children in Poverty](#)



[Public Assistance](#)



[People in Poverty](#)

[View the Legend](#)

[See all indicators](#)

About This Site

Kansas Partnership for Improving Community Health

Kansas Health Matters is a one stop source of non-biased data and information about community health in Kansas. It is intended to help hospitals, health departments, policy makers, community planners and members learn about issues, identify improvements and collaborate for positive change.

Get started on Kansas Health Matters!

Compare your Kansas county's health with other Kansas counties, the nation, and 2020 targets with a variety of health [indicators](#). Create your own reports in the [report assistant](#). Learn about [promising practices](#) on a variety of topics that affect community health.

Community Health Needs Assessment Toolbox

There is no need to reinvent the wheel. Our Kansas partnership has collected links to the best tools and resources, and created some of our own, all stored in the Community Health Needs Assessment Toolbox. Click on the category below for the tools and resources you seek.



[+](#) [Share](#) | [f](#) [t](#) [e](#)

Featured Content

Quick Links

[KDHE Bureau of Community Health Systems](#)

[Kansas County Health Rankings](#)

[US Health and Human Services](#)

[KDHE Environmental Health Tracking Network](#)

Walk Score

Enter address or zip code to get your Walk Score:

BMI Calculator

BMI Calculator

Feet:

Underserved

Kansas Association of Local Health Departments

Kansas Department of Health and Environment

Kansas Health Foundation

Kansas Health Institute

Kansas Hospital Association

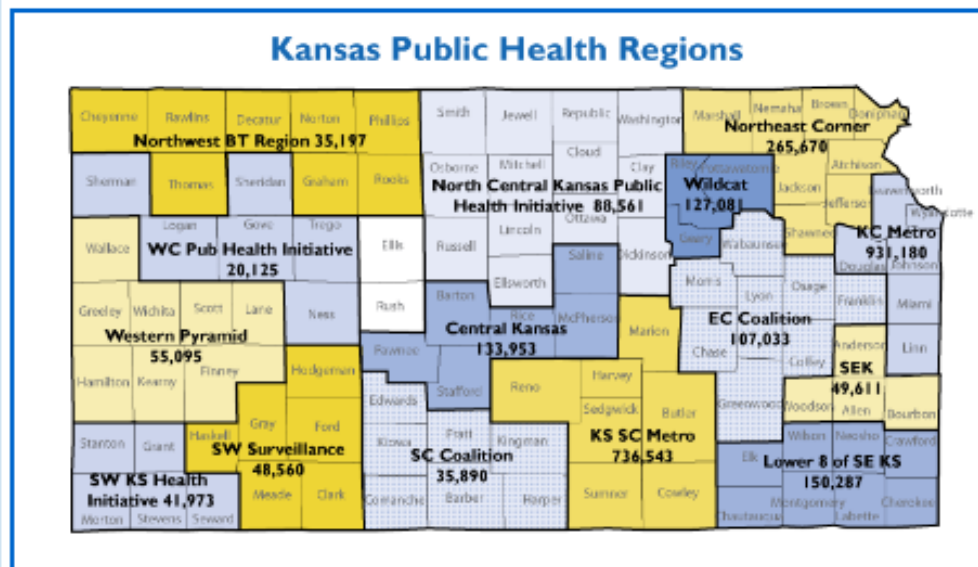
United Way of the Plains

University of Kansas Work Group for Community Health and Development

Find Your Data

Enter the county name below for county data or click on the map for regional data.

Type the name of a county



TOPIC CENTERS



Health



Economy



Education



Environment



Government & Politics



Public Safety



Social Environment



Transportation

Inches:

Weight:

Your BMI:

Compute BMI

BMI Categories:

Underweight = <18.5
Normal = 18.5–24.9
Overweight = 25–29.9
Obesity = 30 or greater

Community Poll

What is your biggest community concern?

- Air Pollution
- Healthcare Access
- Employment
- Crime
- Transportation

Vote

[View Results](#)

[About Us](#) | [Contact Us](#) | [Editorial Policy](#)

Search



[Advanced Search](#)

Home

Community Data ▶

2-1-1 Kansas

Reporting Tools ▶

Topic Centers

Promising Practices

CHNA Toolbox ▶

Community Plans and Strategies

Contribute Content

News

Event Calendar

About Us/Partners

Ask an Expert

[Home](#) > [Community Dashboard](#)



Community Dashboard

Search All Indicators

Search

Location Type:

State
State
Census Tract
County
Public Health Preparedness Region

Location: Kansas

Indicators for Kansas

[View the Legend](#)

Health

Access to Health Services

- Average Monthly WIC Caseload per 1,000 population Comparison: Prior Value
- Ratio of Population to Primary Care Physicians Comparison: Prior Value
- Staffed Hospital Bed Ratio Comparison: Prior Value

Children's Health

- Percent of WIC Mothers Breastfeeding Exclusively Comparison: Prior Value

Exercise, Nutrition, & Weight

- Percentage of Adults Participating in Recommended Level of Physical Activity Comparison: U.S. Value
- Percentage of Adults Who are Obese Comparison: U.S. Value

Search



[Advanced Search](#)

[Home](#)

[Community Data](#) ▶

[2-1-1 Kansas](#)

[Reporting Tools](#) ▶

[Topic Centers](#)

[Promising Practices](#)

[CHNA Toolbox](#) ▶

[Community Plans and Strategies](#)

[Contribute Content](#)

[News](#)

[Event Calendar](#)

[About Us/Partners](#)

[Ask an Expert](#)

[Home](#) > QuickFacts Demographics



People QuickFacts

Population, 2010

Population, percent change, 2000 to 2010

Population, 2000

Persons under 5 years, percent, 2010

Persons under 18 years, percent, 2010

Persons 65 years and over, percent, 2010

Female persons, percent, 2010

White persons, percent, 2010 (a)

Black persons, percent, 2010 (a)

American Indian and Alaska Native persons, percent, 2010 (a)

Asian persons, percent, 2010 (a)

Native Hawaiian and Other Pacific Islander, percent, 2010 (a)

Persons reporting two or more races, percent, 2010

Persons of Hispanic or Latino origin, percent, 2010 (b)

White persons not Hispanic, percent, 2010

Living in same house 1 year & over, 2005-2009

Foreign born persons, percent, 2005-2009

Language other than English spoken at home, pct age 5+, 2005-2009

Kansas

USA

2,853,118 308,745,538

6.1% 9.7%

2,688,418 281,421,906

7.2% 6.5%

25.5% 24.0%

13.2% 13.0%

50.4% 50.8%

83.8% 72.4%

5.9% 12.6%

1.0% 0.9%

2.4% 4.8%

0.1% 0.2%

3.0% 2.9%

10.5% 16.3%

78.2% 63.7%

81.5% 83.8%

6.0% 12.4%

9.9% 19.6%



Search

 GO

[Advanced Search](#)

[Home](#)

[Community Data](#) ▶

[2-1-1 Kansas](#)

[Reporting Tools](#) ▶

[Topic Centers](#)

[Promising Practices](#)

[CHNA Toolbox](#) ▶

[Community Plans and Strategies](#)

[Contribute Content](#)

[News](#)

[Event Calendar](#)

[About Us/Partners](#)

[Ask an Expert](#)

[Home](#) > [Community Dashboard](#)



RELATED CONTENT

PROMISING PRACTICES

- [Hip-Hop to Health Jr](#)
- [Kids N Fitness: A Family-Centered Lifestyle Intervention for Overweight Youth](#)
- [Pounds Off With Empowerment \(POWER\)](#)
- [Every Little Step Counts](#)
- [Winning With Wellness](#)

[More](#)

INDICATORS

- [Percentage of Adults Who are Obese](#)
- [Percentage of Adults Participating in Recommended Level of Physical Activity](#)
- [Percentage of Adults Participating in Recommended Level of Physical Activity](#)
- [Liquor Store Density](#)
- [Workers who Walk to Work](#)

[More](#)

NEWS

- [Personal Health:](#)

Average | Time Period | HP 2020 Target

	<h2>Percentage of Adults Who are Obese</h2>	
	<p>Value: 28.8 percent</p> <p>Measurement Period: 2009</p> <p>Location: State : Kansas</p> <p>Comparison: U.S. Value</p> <p>Categories: Health / Exercise, Nutrition, & Weight</p>	

What is this Indicator?

This indicator shows the percentage of adults (ages 18 and older) who are obese based on the Body Mass Index (BMI). The BMI is calculated by taking a person's weight and dividing it by their height squared in metric units. (BMI = Weight (Kg)/ [Height (cm) ^ 2]) A BMI ≥ 30 is considered obese.

Why this is important: The obesity is an indicator of the overall health and lifestyle of a community. Obesity increases the risk of many diseases and health conditions including heart disease, Type 2 diabetes, cancer, hypertension, stroke, liver and gallbladder disease, respiratory problems, and osteoarthritis. Losing weight and maintaining a healthy weight help to prevent and control these diseases. Obesity leads to significant economic costs due to increased healthcare spending and lost earnings. The Healthy People 2020 national health target is to reduce the proportion of adults (ages 20 and up) who are obese to 30.6%.

Technical Note: The Kansas State value is compared to the United States value. Confidence intervals were not taken into account while making this comparison.

Source: Kansas Department of Health and Environment

URL of Source: <http://www.kdheks.gov/>

URL of Data: <http://www.kdheks.gov/brfss/Expansion/index.html>

Maintained By: Kansas Department of Health and Environment

Zoom to: State : Kansas Go

Search

 GO

[Advanced Search](#)

[Home](#)

[Community Data](#) ▶

[2-1-1 Kansas](#)

[Reporting Tools](#) ▶

[Topic Centers](#)

[Promising Practices](#)

[CHNA Toolbox](#) ▶

[Community Plans and Strategies](#)

[Contribute Content](#)

[News](#)

[Event Calendar](#)

[About Us/Partners](#)

[Ask an Expert](#)

[Home](#) > [Community Dashboard](#)

[+](#) [Share](#) | [f](#) [t](#) [e](#) [★](#) [p](#) [d](#)

RELATED CONTENT

PROMISING PRACTICES

- [Hip-Hop to Health Jr](#)
- [Kids N Fitness: A Family-Centered Lifestyle Intervention for Overweight Youth](#)
- [Pounds Off With Empowerment \(POWER\)](#)
- [Every Little Step Counts](#)
- [Winning With Wellness](#)

[More](#)

INDICATORS

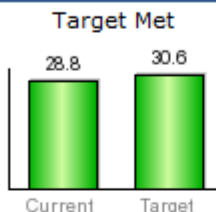
- [Percentage of Adults Who are Obese](#)
- [Percentage of Adults Participating in Recommended Level of Physical Activity](#)
- [Percentage of Adults Participating in Recommended Level of Physical Activity](#)
- [Liquor Store Density](#)
- [Workers who Walk to Work](#)

[More](#)

NEWS

- [Personal Health:](#)

[Average](#) [Time Period](#) **[HP 2020 Target](#)**



Unit: percent
[View the Legend](#)

Percentage of Adults Who are Obese

Value: 28.8 percent

Healthy People 2020 Target: 30.6 percent

Measurement Period: 2009

Location: State : Kansas
[\[View All Location Types \]](#)

Comparison: Healthy People 2020 Target

Categories: Health / Wellness & Lifestyle
Health / Heart Disease & Stroke
Health / Diabetes

What is this Indicator?

This indicator shows the percentage of adults (ages 18 and older) who are obese based on the Body Mass Index (BMI). The BMI is calculated by taking a person's weight and dividing it by their height squared in metric units. (BMI = Weight (Kg)/ [Height (cm) ^ 2]) A BMI >=30 is considered obese.

Why this is important: The obesity is an indicator of the overall health and lifestyle of a community. Obesity increases the risk of many diseases and health conditions including heart disease, Type 2 diabetes, cancer, hypertension, stroke, liver and gallbladder disease, respiratory problems, and osteoarthritis. Losing weight and maintaining a healthy weight help to prevent and control these diseases. Obesity leads to significant economic costs due to increased healthcare spending and lost earnings. **The Healthy People 2020 national health target is to reduce the proportion of adults (ages 20 and up) who are obese to 30.6%.**

Technical Note: Confidence intervals were not taken into account while making this comparison.

Source: Kansas Department of Health and Environment

URI of Source: <http://www.kdheks.gov/>



Search



[Advanced Search](#)

[Home](#)

[Community Data](#) ▶

[2-1-1 Kansas](#)

[Reporting Tools](#) ▶

[Topic Centers](#)

[Promising Practices](#)

[CHNA Toolbox](#) ▶

[Community Plans and Strategies](#)

[Contribute Content](#)

[News](#)

[Event Calendar](#)

[About Us/Partners](#)

[Ask an Expert](#)

[Home](#) > [Community Dashboard](#)



▶ Community Dashboard

Location Type:

Location:

Breakout By:

Order By:

Indicators for Shawnee County

[View the Legend](#)

Health

Access to Health Services

- Average Monthly WIC Caseload per 1,000 population Comparison: KS state value
- Ratio of Population to Primary Care Physicians Comparison: KS State Value
- Staffed Hospital Bed Ratio Comparison: KS State Value

Children's Health

- Percent of WIC Mothers Breastfeeding Exclusively Comparison: KS State Value

Exercise, Nutrition, & Weight

- Percentage of Adults Participating in Recommended Level of Physical Activity Comparison: KS State Value
- Percentage of Adults Who are Obese Comparison: KS State Value

Heart Disease & Stroke

- Congestive Heart Failure Hospital Admission Rate Comparison: KS State Value



Kansas Health Matters

Community Data

- Community Dashboard
- Demographics
- 2020 Tracker
- Disparities Dashboard

2-1-1 Kansas

Reporting Tools

- Report Assistant
- Indicator Comparison
- Report Center

Topic Centers

Promising Practices

CHNA Toolbox

- Prepare
- Collect
- Engage
- Develop
- Implement
- Hospitals
- Health Departments

Community Plans and Strategies

Contribute Content

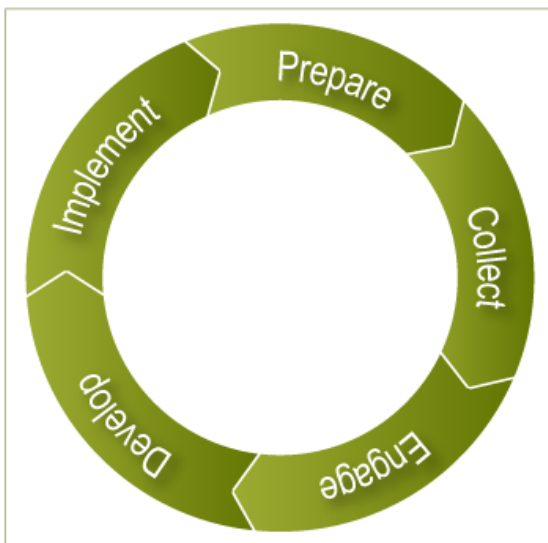
News

Event Calendar

About Us



Welcome to the Community Health Needs Assessment Toolbox, where you can find links to resources, tools, tips and technical assistance to support your community health improvement efforts. This site was specifically designed for Kansas communities to collaboratively conduct community health needs assessments and improvement plans.



Understanding a community's concerns enables you to effectively characterize its needs and respond with appropriate interventions. In order to assess communities and create a community profile, you need to discover those things that matter to the community, what issues the community feels are most important to address, and what resources are available to bring about change.

Providing Support for Kansas communities is what this toolbox is all about. Use the Ask an Expert tab for your questions about community health needs assessment and improvement work. We will provide brief, personalized responses to your questions. We want to help you be successful as you work to bring about positive change in your community.

Tools and Resources are available to support your work. The Kansas Partnership for Improving Community Health created this toolbox to help hospitals, health departments, policy makers, community planners and members learn about issues, identify improvements, and collaborate for positive change. Tools, resources and links have been categorized into five areas: Prepare, Collect, Engage, Develop and Implement.

Training Links

- Kansas Health Matters Training Recording 12.13.11
- Kansas TRAIN - Community Health Improvement Curriculum Module 1 - Conducting Community Health Assessments
- Kansas Train

Need Outside Assistance?

There are many consultants who have worked with Kansas hospitals, health departments and communities on Community Health Needs Assessments and Improvement Plans.

The following have received formal training to use the Kansas Health Matters website and services are available for a fee.

Kansas Health Matters partners do not endorse these or other consultants and provide this list only as a resource. Interested parties are encouraged to contact consultants and verify their scope of services and qualifications directly.

Name	Company
John Leatherman, Ph.D.	Kansas State University
Mark Virden	Virden Associates
Renee M. Hanrahan	Via Christi Health
Vince Vandelaar, MBA	VVV Research & Development INC.

Partners

- Kansas Association for the Medically Underserved
- Kansas Association of Local Health Departments



Kansas Health Matters

Community Data

- Community Dashboard
- Demographics
- 2020 Tracker
- Disparities Dashboard

2-1-1 Kansas

Reporting Tools

- Report Assistant
- Indicator Comparison
- Report Center

Topic Centers

Promising Practices

CHNA Toolbox

- Prepare
- Collect
- Engage
- Develop
- Implement
- Hospitals
- Health Departments

Community Plans and Strategies

Contribute Content

News

Event Calendar

About Us



Kansas Health Matters > Prepare

Preparing for Community Health Needs Assessment

Before you embark upon a Community Health Needs Assessment, it's helpful to know who is on this journey with you. Establish a Community Health Needs Assessment Team.

Conducting a community health needs assessment and developing an implementation strategy are good opportunities to initiate or strengthen relationships within the communities you serve. Engaging the community will not only improve your assessment and implementation strategies, it can lead to successful collaborations for addressing community health needs.

The Kansas Partnership for Improving Community Health created the [Who Should Collaborate List](#) to get you started.

It will be important for your Community Health Needs Assessment Team to form consensus on mission, goals, roles, actions and a timeline. Your team will want to identify (and then secure) needed resources as well as develop a budget.

Tools - Preparing for Community Health Needs Assessment

Name
Community Health Assessment Glossary of Terms
Who Should Collaborate List
<input type="checkbox"/> Add new document

Preparing for Community Health Needs Assessment

- Getting Started: Initiating Community Health Improvement in Your Organization - VHA Foundation
- Assessing and Addressing Community Health Needs - Catholic Health Association
- ACHI Community Health Assessment Toolkit
- Establishing the Assessment Team - New York Department of Health
- Identifying and Securing Resources - New York Department of Health
- Identifying and Engaging Partners - New York Department of Health
- Establish the Community Health Assessment (CHA) Team - North Carolina Public Health



[View Expert Advice](#) [Ask an Expert](#)

Field Note:
Via Christi Health - Wichita, KS

Using other needs assessments that have already been conducted in your community can serve as a great starting point.

Contact those organizations who are most likely involved in conducting or partnering in community assessments (e.g., school districts, public and mental health departments, colleges and/or universities, United Way, Chamber of Commerce) to see if they are aware of any previous



- [View All Site Content](#)
- Kansas Health Matters**
- Community Data**
 - [Community Dashboard](#)
 - [Demographics](#)
 - [2020 Tracker](#)
 - [Disparities Dashboard](#)
- 2-1-1 Kansas**
- Reporting Tools**
 - [Reporting Assistant](#)
 - [Indicator Comparison](#)
 - [Report Center](#)
- Topic Centers**
- Promising Practices**
- CHNA Toolbox**
 - [Prepare](#)
 - [Collect](#)
 - [Engage](#)
 - [Develop](#)
 - [Implement](#)
 - [Hospitals](#)
 - [Health Departments](#)
- Community Plans and Strategies**
- Contribute Content**
- News**
- Event Calendar**

[Kansas Health Matters](#) > [Community Plans and Strategies](#)

Community Health Needs Assessment - Plans and Strategies

Written Reports, Resource Directories and Implementation Strategies

Numerous helpful materials are produced during the community health needs assessment process. During the assessment, a health resource directory of assets will be created. After the assessment is complete, there will be a written report and approved implementation strategies.

The following is a collection of reports, directories and strategies for Kansas communities.

In order to submit a Community Health Needs Assessment, please [sign in](#).

If you need a username and password, please [submit a request](#).

Community Health Needs Assessments

Title:	Type of file:	City:	County:	Region:
Labette Community Needs Assessment	Needs Assessment	Parsons	Labette	
Manhattan-Wamego Health Assessment	Needs Assessment	Manhattan		
Manhattan-Wamego Health Assessment	Needs Assessment	Wamego		
Marshall County Directory	Resource Directory		Marshall	
Wichita Market Assessment Report	Needs Assessment	Wichita		
Wildcat CHNA Strategies	Implementation Strategy			Wildcat

Add new item



Questions?

Cindy Samuelson

KHA (785) 233-7436

csamuelson@kha-net.org

Greg Crawford

KDHE (785) 296-8627

gscrawford@kdheks.gov

Gianfranco Pezzino

KHI (785) 233-5443

GPezzino@khi.org