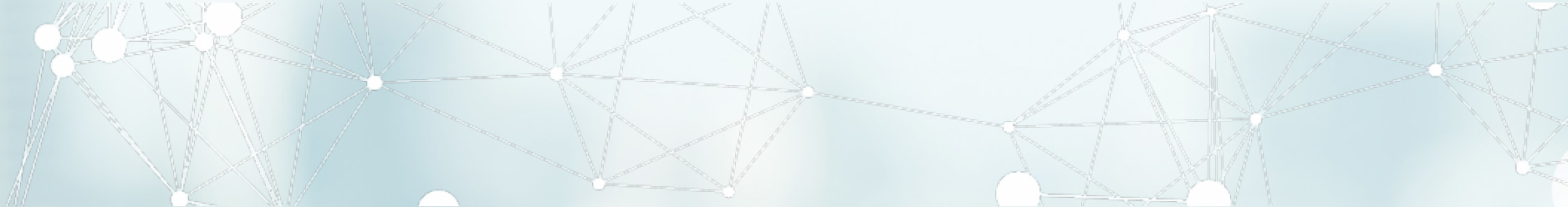




Robert G. Bethell Joint Committee on Home and Community Based
Services and KanCare Oversight: KDADS Update
November 9, 2018

Agenda

- Home and Community Based Services
- Long Term Care
- Behavioral Health
- Receiverships
- State Hospitals



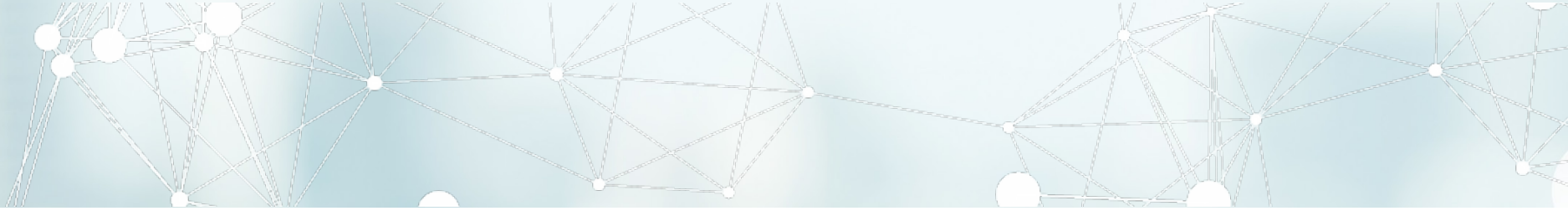
HOME AND COMMUNITY BASED SERVICES (HCBS)

HCBS Waiver Enrollment – September 2018

HCBS Program	Number of People Eligible to Receive HCBS Services		Number of People on Wait List	Number of Proposed Recipients
	Without MFP	MFP		
Autism	49			265 (as of 9/30/2018)
Serious Emotional Disturbance (SED)	3,370			
Technology Assisted (TA)	539			
Frail Elderly (FE)	4,624	10		
Traumatic Brain Injury (TBI)	393	0		
Intellectual and Developmental Disabilities (I/DD)	9,107	1	3,785	
Physical Disability (PD)	5,872	22	1,600	

Notes:

- Data as of October 12, 2018
- MFP is Money Follows the Person
- The HCBS Monthly Summary is posted under Monthly Waiver Program Participation Reports at [http://kdads.ks.gov/commissions/home-community-based-services-\(hcbs\)](http://kdads.ks.gov/commissions/home-community-based-services-(hcbs))



Current Efforts to Reduce the Waiting List

HCBS Program	Number of People Eligible to Receive HCBS Services	Number of People on Wait List	Offers
Intellectual and Developmental Disabilities (I/DD)	9,107	3,785	150 offers made in CY 2018
Physical Disability (PD)	5,872	1,600	1,175 offers made in CY 2018

HCBS Waiver Renewals

- Four HCBS waivers expire in 2019:

*Intellectual and
Developmental
Disabilities (I/DD)*

*Traumatic Brain
Injury (TBI)*

Frail Elderly (FE)

*Physical Disability
(PD)*

- The draft renewals for I/DD and TBI are available online for public comment until **November 30, 2018** at: [https://kdads.ks.gov/commissions/home-community-based-services-\(hcbs\)](https://kdads.ks.gov/commissions/home-community-based-services-(hcbs))

I/DD and Brain Injury (BI) Waiver Renewal Public Comment Calls

Date	Audience
Tuesday, November 13	Providers: 1pm to 2pm Members: 6pm to 7pm
Wednesday, November 14	Providers: 1pm to 2pm Members: 6pm to 7pm

Conference Line: (877) 400-9499, Passcode: 1769231304

Administrative Case Management

- In response to the budget passed by the 2018 Kansas Legislature, KDADS is issuing a Request for Proposals from contractors

Services	Population	Timeline
<ul style="list-style-type: none"> • Provide eligibility and enrollment assistance • Work with State partners to enhance ability to access timely HCBS and Program for All-Inclusive Care for the Elderly (PACE) services 	<ul style="list-style-type: none"> • TBI, PD, FE, and PACE who have met functional eligibility requirements 	<ul style="list-style-type: none"> • <u>Fall 2018</u>: Issue RFP • <u>Winter 2018-2019</u>: Award Contract(s) • <u>Spring 2019</u>: Services Available to Individuals

Aging and Disability Resource Centers (ADRCs)

- KDADS is issuing a Request for Proposals from contractors since current ADRC contracts end in March 2019

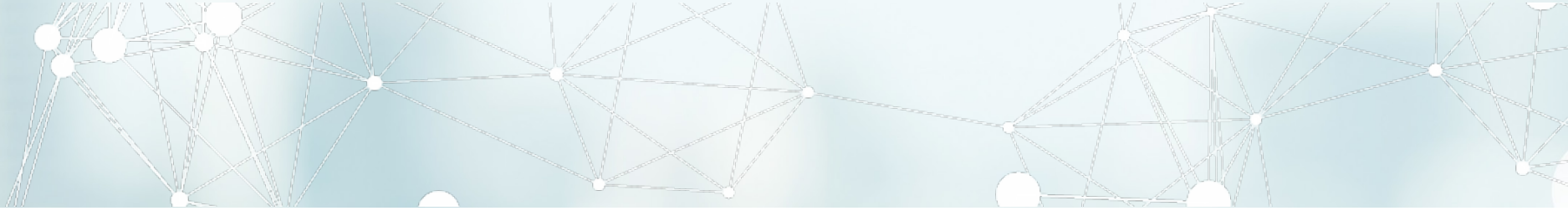
Services	Population	Timeline
<ul style="list-style-type: none">• Trusted source of information and assistance in planning for future long-term service and support needs	<ul style="list-style-type: none">• Medicaid beneficiaries of all ages, abilities and income levels• Caregivers of Medicaid beneficiaries	<ul style="list-style-type: none">• <u>Fall 2018</u>: Issue RFP• <u>Winter 2018-2019</u>: Award Contract(s)• <u>Spring 2019</u>: Services Available to Individuals

HCBS Provider Rate Increase for FY 2018 and FY 2019

- In response to a legislative request, KDADS plans to survey providers to understand how the HCBS rate increases in SFY 18 and SFY 19 impacted providers
- KDADS will send the survey by November 15, 2018 with results available in January 2019

CMS Corrective Action Plan (CAP)

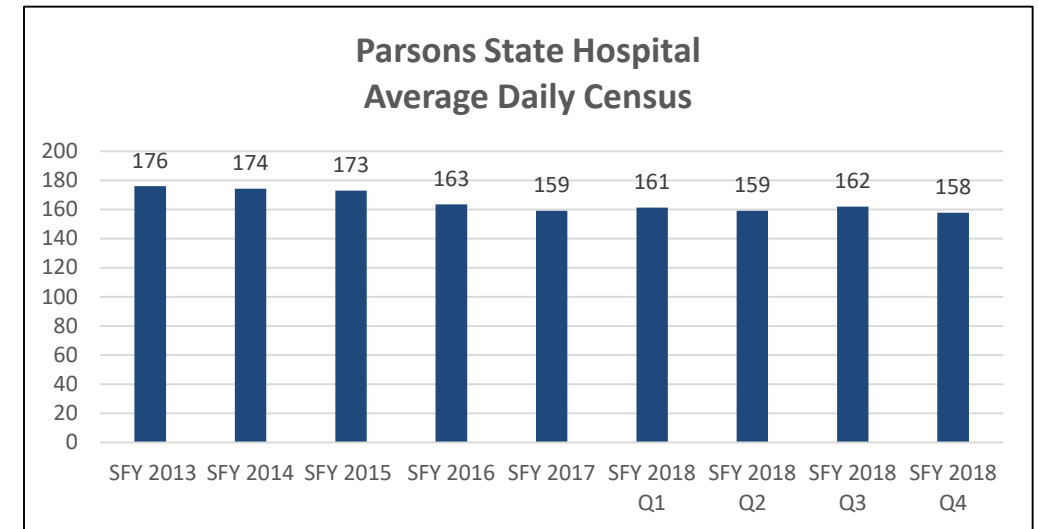
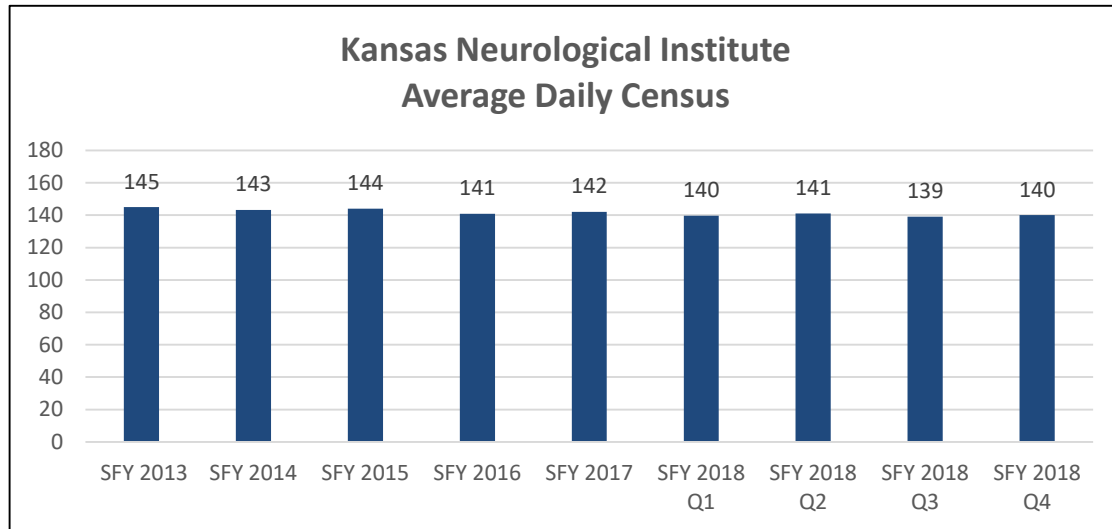
- KDADS and KDHE have completed the operational items under the 372 CAP, such as:
 - Updated Adverse Incident Reporting System
 - Implemented Person-Centered Service Planning Policy
- CAP will remain open to meet monitoring requirements, and the State and CMS will continue to have periodic check-ins



LONG TERM CARE

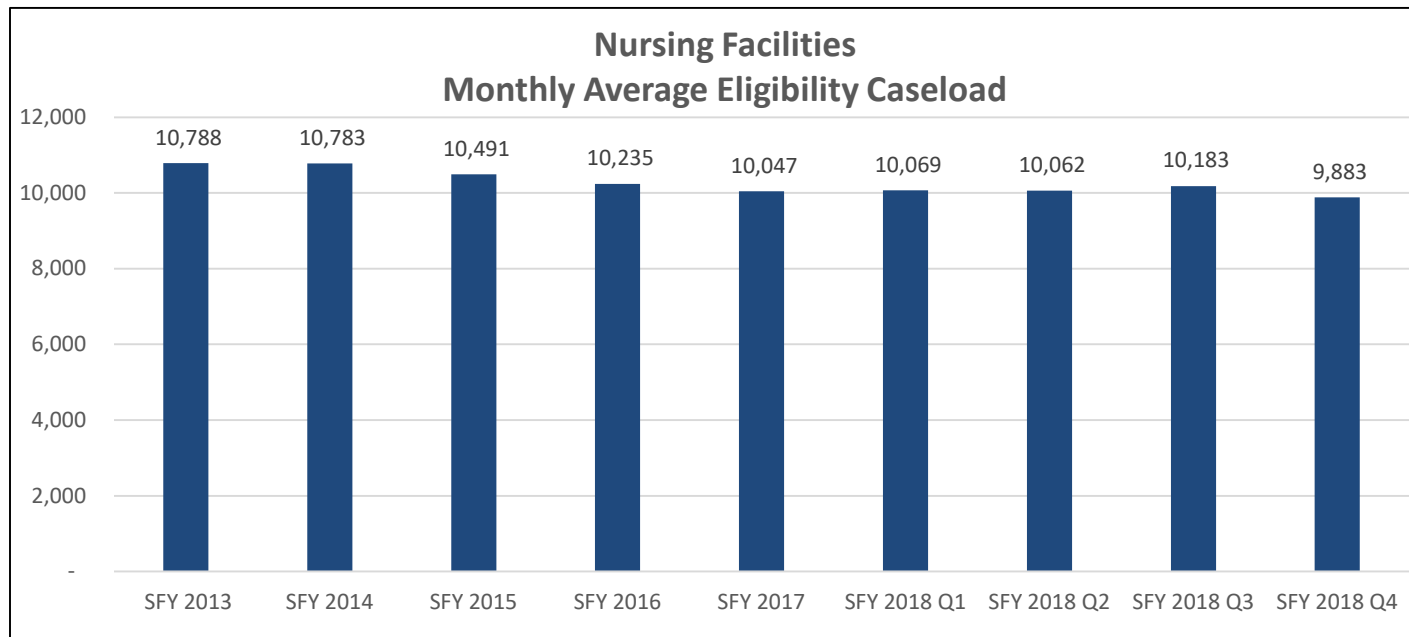
Average Census for State Institutions and Long Term Care Facilities

- Over the past six years:
 - Kansas Neurological Institute average daily census has remained steady
 - Parsons State Hospital average daily census has decreased

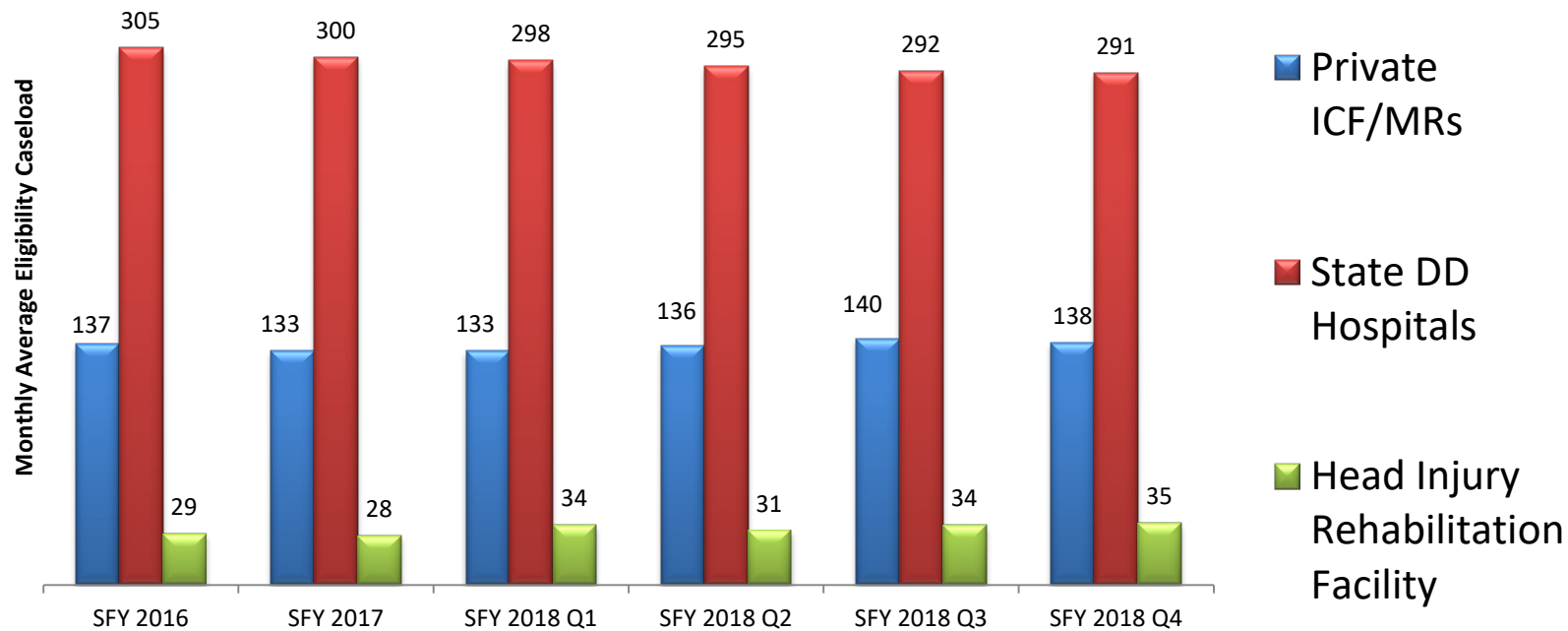


Average Census for State Institutions and Long Term Care Facilities

- Over the past six years, the monthly Medicaid average eligibility caseload for nursing facilities has remained steady



Average Monthly Caseload for State Institutions and Long Term Care Facilities

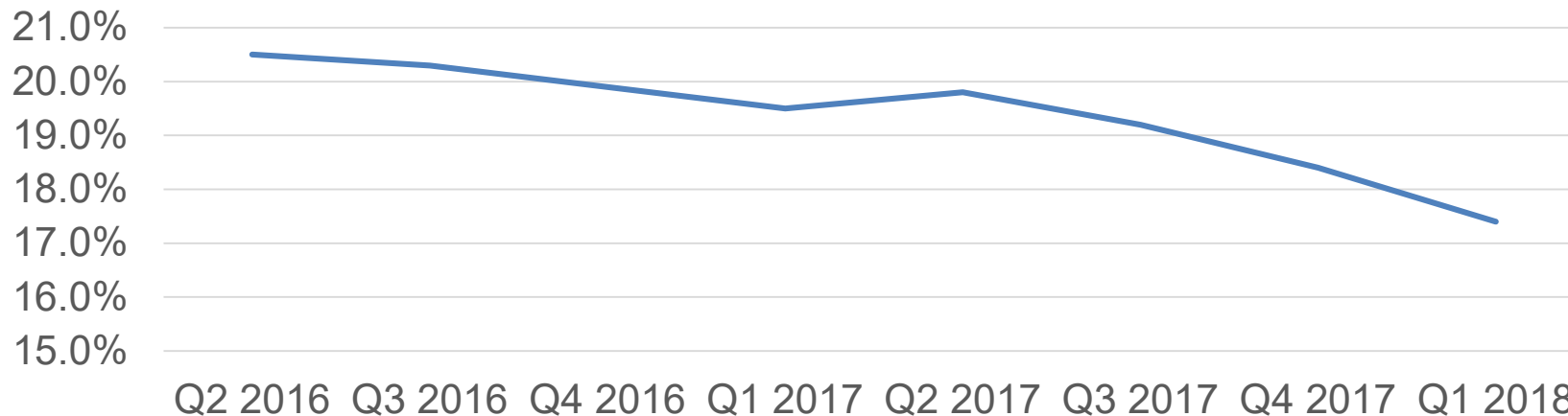


- Caseload is consistent across quarters and with prior years.

Kansas is Making Progress in Reducing the Use of Anti-Psychotic Drugs in Nursing Homes

- In 2011, Kansas ranked 51st in the nation in the use of anti-psychotic drugs in nursing facilities
- Kansas now ranks 38th in the nation and expects to continue to show improvement based on the activities undertaken

Percent of Long-Term Stay Nursing Home Residents Receiving an Antipsychotic Medication*



*Excludes residents diagnosed with schizophrenia, Huntington's Disease, or Tourette's Syndrome

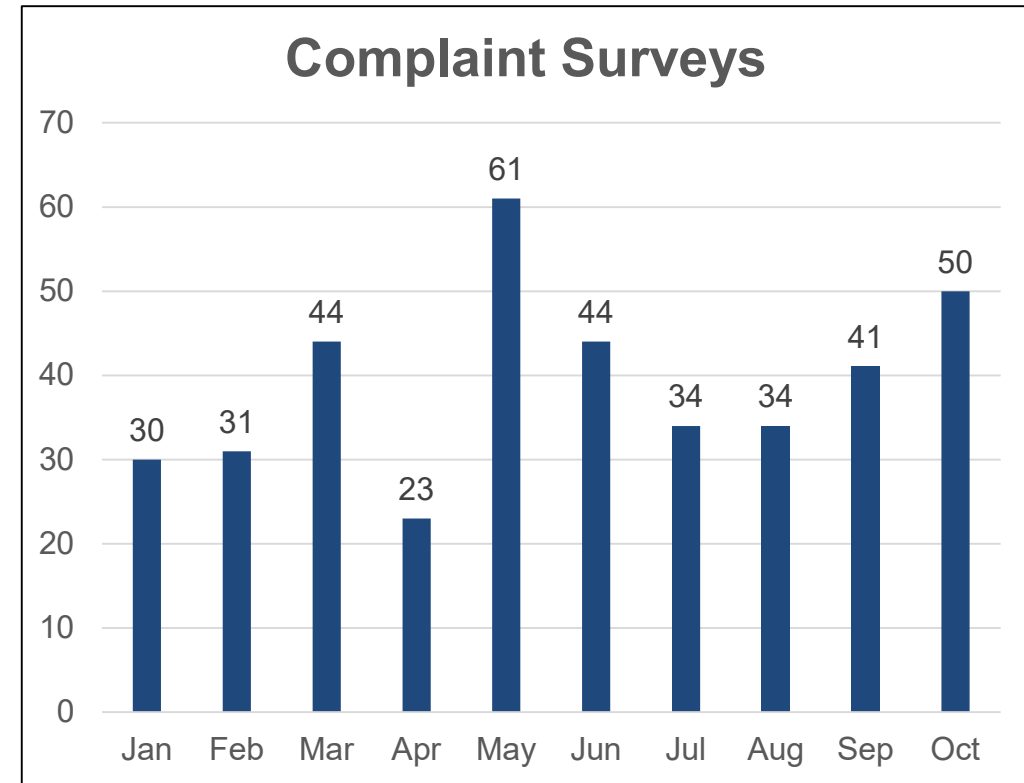
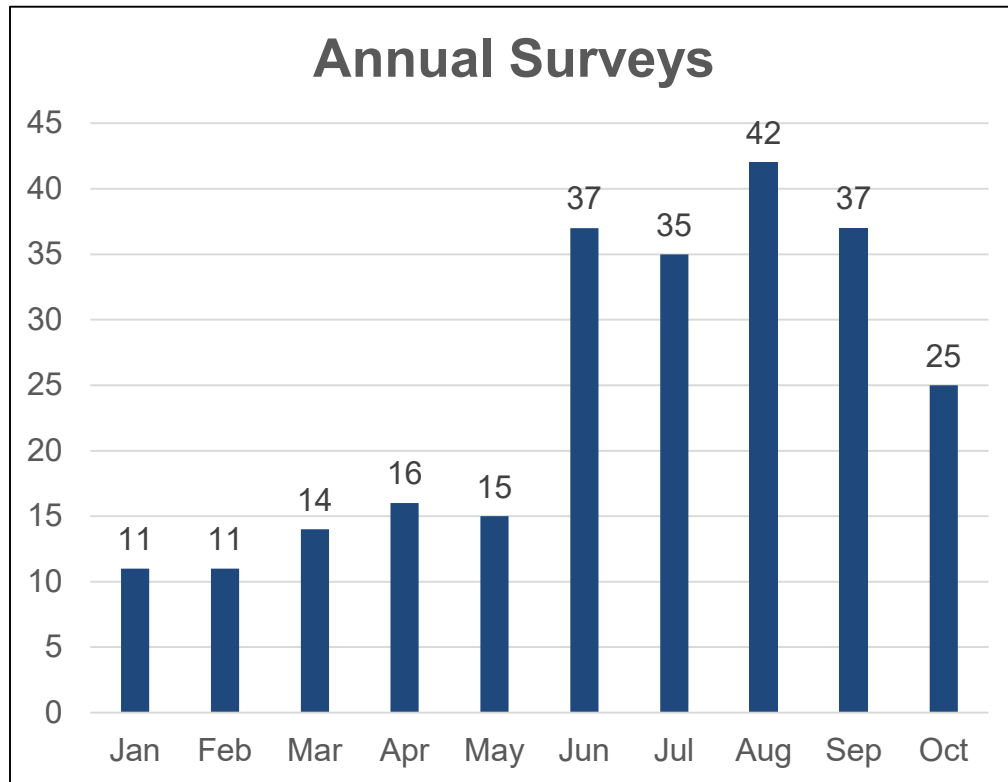
Source: National Partnership to Improve Dementia Care in Nursing Homes: Antipsychotic Medication Use Data Report (July 2018)

https://www.nhqualitycampaign.org/files/Antipsychotic_Medication_Use_Report.pdf

Long Term Care Survey Update

- KDADS conducts surveys every 12 months
- KDADS and CMS developed a plan for conducting surveys to meet performance standards
- CMS provided a contractor, HMS, to assist with 4 training surveys and retention of surveyors
- KDADS contracted directly with HMS to assist with conducting surveys in Kansas

Long Term Care Surveys Completed in 2018



Long Term Care Survey Update

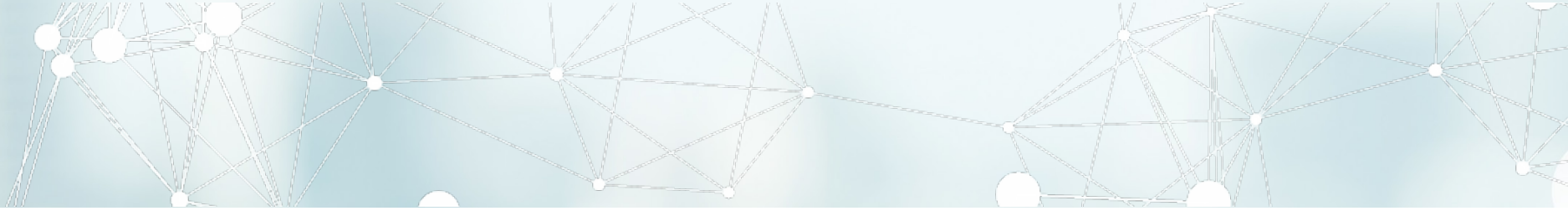
Year	Total SNF/NF Immediate Jeopardy Citations
2013	28
2014	43
2015	60
2016	133
2017	128
2018 (Year to Date*)	56

*2018 numbers are not final until survey cycle ends

Long Term Care Survey Update

KDADS Current Surveyor Position Authorized Full-Time Equivalents (FTEs) (10/26/2018)

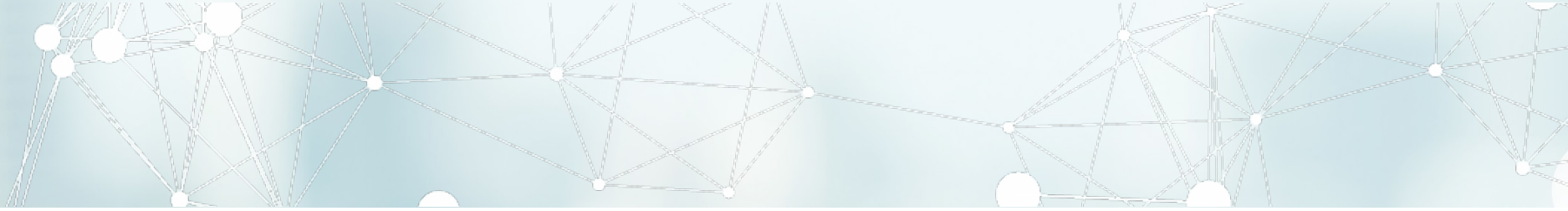
	Total Positions	# Vacant Positions
Certified Facilities – Nursing Homes (Medicare/Medicaid)		
Regional Managers	4 FTE	2 FTE
Quality Improvement	5 FTE	1 FTE
Health Facility Surveyors	59 FTE	8 FTE
State Only Surveyors		
Regional Manager	1 FTE	0 FTE
Health Facility Surveyors	7 FTE	0 FTE



Criminal Record Checks

- National Fingerprint-Based Background Check Bill (introduced 2017)
- Changes to law prohibited offenses to allow for quicker processing time
- Number of criminal record checks has increased after new law requiring them for HCBS and BH

Timeframe	Total Criminal Record Checks
2015 (Prior to HCBS Requirement)	38,033
2016 (HCBS Law Passed)	43,421
2017 (Memo Dated 3/17 Deadline 7/1/17)	63,514
2018 (Year to Date)	57,609



BEHAVIORAL HEALTH

Psychiatric Residential Treatment Facilities (PRTF): Current Issues

- Medical necessity
- Out-of-state children
- Wait list
- Treatment versus placement

Medical Necessity Audits

- KDADS contracted with the Kansas Foundation for Medical Care to complete the audits
 - KFMC has over 45 years' experience in conducting medical review services to federal, state and private customers
- Cases have been reviewed and a determination made by KFMC Peer Reviewer who is Board Certified in the specialty of Psychiatry and maintains an active practice

Medical Necessity Audit

- KFMC will conduct an audit on 200 records
- KFMC has started their reviews
- The audit questions are:
 - Did the request for the admission to the PRTF meet the MCO admission criteria/guidelines?
 - Did the request for continued stay in the PRTF meet the criteria?

Psychiatric Residential Treatment Facilities (PRTF): Average Length of Stay for all Medicaid Individuals

	2012 <i>(Pre-KanCare)</i>	2017 <i>(Most Current Data)</i>
Amerigroup		76.7
Sunflower		105.9
United		93.0
Pre-KanCare (Statewide)	82.2	

Psychiatric Residential Treatment Facilities (PRTF): Wait List (as of October 29, 2018)

	Number of Members on Wait List
Amerigroup	58
Sunflower	31
United	36
Total	125

National Study on PRTFs

- National Association of State Mental Health Program Directors Research Institute is completing a study regarding PRTFs
 - Conduct a data and trend analysis on PRTF bed utilization and waiting lists
 - Review of policies and procedures related to admission/placement process

System of Care Grant

Changing the system to better serve Kansas children with SED (serious emotional disturbance)

Approach used nationwide for children's behavioral health system

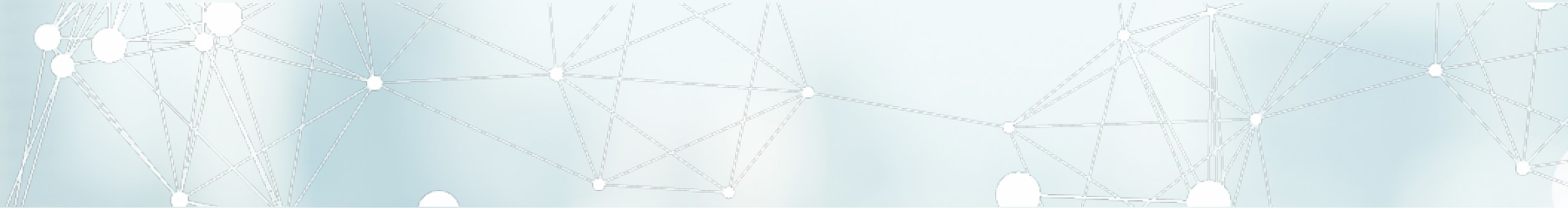
Broad array of community-based services is necessary for keeping children in their home, in school and out of trouble

Mobile response and stabilization services is an effective intervention

24 days, 7 days a week hot line for crisis

Kansas Client Placement Criteria (KCPC)

- KCPC is a screening and assessment tool that substance use disorder providers must use to determine the level of care for patients
- KCPC website application was taken offline in late October due to confidentiality concerns
- Moving forward, KDADS is investigating the confidentiality concerns and evaluating options to restore the system or replace it
- MCOs, administrative services organization (ASO), and providers continue to use manual back-up procedures until further notice



RECEIVERSHIPS

Receivership Statute: K.S.A. 39-954

- Allows the Secretary to file an application for an order appointing him as the receiver to operate an adult care home whenever:
 - Conditions exist in the adult care home that are life threatening or endangering to the residents of the adult care home,
 - The adult care home is insolvent, or
 - The Secretary has issued an order revoking the license of the adult care home.

List of Skyline Receivership Facilities

Chase County Care & Rehabilitation Center, Cottonwood Falls, Crawford County

Downs Care & Rehabilitation Center, Downs, Osborne County

Edwardsville Care & Rehabilitation Center, Edwardsville, Wyandotte County

El Dorado Care & Rehabilitation Center, El Dorado, Butler County

Eskridge Care & Rehabilitation Center, Eskridge, Wabaunsee County

Kaw River Care & Rehabilitation Center, Edwardsville, Wyandotte County

Lansing Care & Rehabilitation Center, Lansing, Leavenworth County

Neodesha Care & Rehabilitation Center, Neodesha, Wilson County

Parkway Care & Rehabilitation Center, Edwardsville, Wyandotte County

Pittsburg Care & Rehabilitation Center, Pittsburg, Crawford County

Spring Hill Care & Rehabilitation Center, Spring Hill, Johnson County

Wakefield Care & Rehabilitation Center, Wakefield, Clay County

Wellington Care & Rehabilitation Center, Wellington, Sumner County

Wichita Care & Rehabilitation Center, Wichita, Sedgwick County

Wilson Care & Rehabilitation Center, Wilson, Ellsworth County

Skyline Receivership

- \$2.6 million returned to Civil Monetary Penalty (CMP) funds
- KDADS continues to meet with landlord to discuss efforts to locate a new operator(s) for the 15 facilities

List of Pinnacle Receivership Facilities

Village Villa
Village Villa Estates
Nortonville, Jefferson
County

Providence Living
Center
Topeka, Shawnee
County

Flint Hills Care Center
Emporia, Lyon County

Pinnacle Receivership

- Receiverships filed between August 31, 2018 and September 5, 2018
- Secretary has been appointed as Receiver and the cases were consolidated into one action in Shawnee, Co.
- KDADS anticipates that the properties will be marketed for sale in the coming weeks

Fort Scott, Great Bend, Westview of Derby Receiverships

Fort Scott

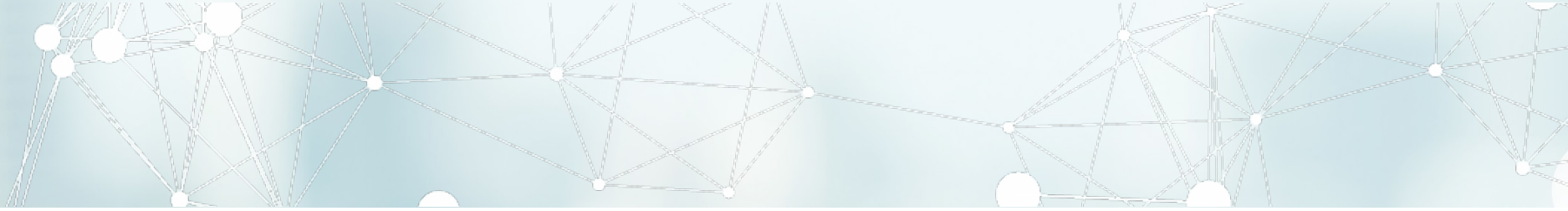
- Receivership completed
- Majority of CMP funds to be returned to KDADS

Great Bend

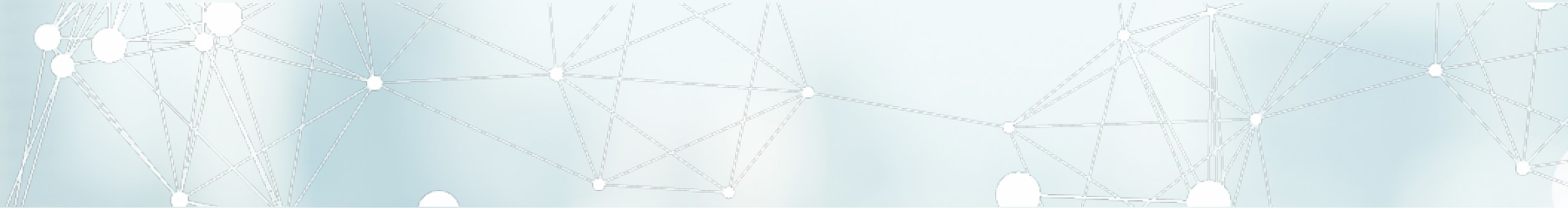
- Omega, the real-estate owner is currently working on locating a new Operator

Westview of Derby

- Receivership filed and Secretary appointed as Receiver
- Likely to transition to private receivership



STATE HOSPITALS



Osawatomie State Hospital – State Hospital Weekly Vacancy Rate

Hospital & Position	Week October 10, 2018 - October 17, 2018				
OSH	FTE's	Filled (Include FMLA, W/C)	Vacant (No Incumbent)	Total of Filled + Vacant = FTE's	Vacancy Rate %
Safety & Security Officer	29	26	3	29	10.3%
Physician	16	15	1	16	6.3%
RN	74	57	17	74	23.0%
RN Temp (PRN)	24	10	14	24	58.3%
LPN	12	11	1	12	8.3%
LPN Temp	20	2	18	20	90.0%
LMHT	18	16	2	18	11.1%
MHDD Technician	142	102	40	142	28.2%
MHDD Technician- Temp	13	7	6	13	46.2%

Break Down For Week October 10, 2018 - October 17, 2018						
On Leave (FMLA; W/C No Vacations)	Terms	Hires	Have not completed the Application Process	Ready to be set up for Interview	Interviewed Offer Pending	Offer Made & Accepted
1	1	0	0	0	0	0
0	0	0	0	0	0	1
1	0	0	0	0	0	0
0	0	0	0	0	1	1
1	0	0	0	0	0	0
0	0	0	0	0	0	0
0	0	0	0	0	0	0
2	11	0	4	2	2	3
0	0	0	0	0	0	0

Agency Staff	Current Headcount	Hired	Hiring in Progress	Total Percentage to Vacancy
RN's	13	0	2	0.2%
LPN's	6	0	0	0.5%
CNA's	0	0	0	0.0%

Turnover Rate (percentage) For Week October 10, 2018 - October 17, 2018		Overall Average Vacancy Rate (percentage)
Positions on this Report	All Hospital Positions	All Hospital Positions
51%	40.50%	23.2%

Larned State Hospital – State Hospital Weekly Vacancy Rate

Hospital & Position	Week October 10, 2018 - October 17, 2018				
LSH	FTE's	Filled (Include FMLA, W/C)	Vacant (No Incumbent)	Total of Filled + Vacant = FTE's	Vacancy Rate %
Safety & Security Officer	79	59	20	79	25.3%
Physician	14	10	4	14	28.6%
RN	121	59.5	61.5	121	50.8%
RN Temp (PRN)	19	18	1	19	5.3%
LPN	67	13	54	67	80.6%
LPN Temp	13	4	9	13	69.2%
LMHT	14	5	9	14	64.3%
MHDD Technician	386	250	136	386	35.2%
MHDD Technician- Temp	41	28	13	41	31.7%

Agency Staff	Current Headcount	Hired	Hiring in Progress	Total Percentage to Vacancy
RN's	12	4	1	0.1%
LPN's	16	1	1	0.2%
CNA's	18	1	0	0.0%

Break Down For Week October 10, 2018 - October 17, 2018						
On Leave (FMLA; W/C No Vacations)	Terms	Hires	Have not completed the Application Process	Ready to be set up for Interview	Interviewed Offer Pending	Offer Made & Accepted
4	0	4	0	2	1	4
0	0	0	0	0	0	0
9	1	0	0	1	0	0
0	0	1	0	0	0	0
1	0	0	0	0	0	1
0	0	0	0	0	0	0
1	0	1	0	0	0	0
45	1	0	0	3	2	0
0	0	1	3	0	1	0

Turnover Rate (percentage) For Week October 10, 2018 - October 17, 2018		Overall Average Vacancy Rate (percentage)
Positions on this Report	All Hospital Positions	All Hospital Positions
24.2%	19.3%	40.5%

State Mental Health Hospitals: Overtime Trends

FY 19 Pay Period End	Larned			Osawatomie			Total MH Hospitals Average		
	Hours of Overtime	Percent D From Last Report	Cost of Overtime	Hours of Overtime	Percent D From Last Report	Cost of Overtime	Average Hours of Overtime	Average Percent D From Last Report	Average Cost of Overtime
07/14/18	6,609.50	0.82%	\$175,347.67	2,214.75	39.51%	\$67,829.30	4,412.13	20.17%	\$121,588.49
07/28/18	6,086.50	-7.91%	\$164,450.91	1,797.50	-18.84%	\$53,485.74	3,942.00	-13.38%	\$108,968.33
08/11/18	6,051.00	-0.58%	\$163,539.08	1,900.25	5.72%	\$59,055.80	3,975.63	2.57%	\$111,297.44
08/25/18	6,079.50	0.47%	\$163,902.30	1,801.00	-5.22%	\$56,101.24	3,940.25	-2.38%	\$110,001.77
09/08/18	6,127.00	0.78%	\$165,375.34	2,276.25	26.39%	\$64,365.53	4,201.63	13.58%	\$114,870.44
09/22/18	6,013.00	-1.86%	\$162,634.24	1,841.10	-19.12%	\$54,315.38	3,927.05	-10.49%	\$108,474.81
10/06/18	6,285.00	4.52%	\$171,740.79	1,495.50	-18.77%	\$44,621.01	3,890.25	-7.12%	\$108,180.90
Σ Total	43,251.50	-3.76%	1,166,990.33	13,326.35	9.66%	399,774.00	28,288.93	2.96%	783,382.17
Σ Average	6,178.79	-0.54%	166,712.90	1,903.76	1.38%	57,110.57	4,041.28	0.42%	111,911.74

Parsons State Hospital: CMS/KDHE Timeline

- May 9, 2018: Annual Survey
 - Condition Out of Compliance: Facility Staffing Related to Physical Therapy
- Plan of Correction
 - Updated/Implemented Policies to Ensure we Meet Industry Standards
- October 4, 2018: Received letter stating PSHTC was in Substantial Compliance With All Regulatory Requirements and that KDHE would not conduct a follow-up survey
- October 29, 2018: KDHE surveyors entered to conduct a follow-up to the annual survey and complaint surveys from 2017
- October 30, 2018: KDHE surveyors exited and reported that PSHTC was in compliance with all conditions

Parsons State Hospital: CMS/KDHE Timeline

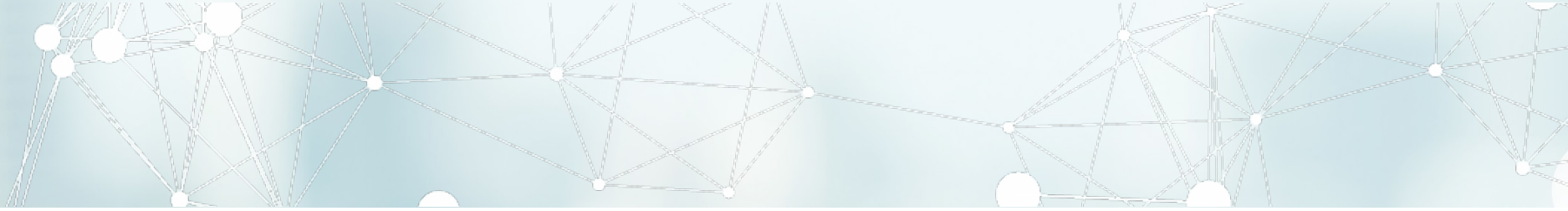
- July 2, 2018: Complaint Survey - Related to Nursing
 - Resulted in Immediate Jeopardy (IJ) on July 12, 2018
 - Abated July 17, 2018
- October 4, 2018: Substantial Compliance With All Regulatory Requirements
- October 4, 2018: Received letter stating PSHTC was in Substantial Compliance With All Regulatory Requirements and that KDHE would not conduct a follow-up survey
- October 29, 2018: KDHE surveyors entered to conduct a follow-up to the annual survey and complaint surveys from 2017
- October 30, 2018: KDHE surveyors exited and reported that PSHTC was in compliance with all conditions

EMR Assessment

- KDADS contracted with Navigant Consulting to complete a comprehensive review of existing billing and electronic medical record (EMR) systems in place at the four Kansas state hospitals
- Across all four hospitals, Navigant identified core functionality gaps that prevent optimized productivity and revenue realization, such as:
 - Denial Management and Follow-Up
 - Underpayments
 - Claims Processing
 - Reporting and Interoperability
 - Clinical Care and Care Management
 - Efficiency, operational integrity, quality, patient safety, patient experience, staff experience

EMR Assessment

- The EMR Assessment findings support the need for KDADS and state hospitals to pursue strategic modernization of EMR system functionality, which will require procurement of a new EMR system
- KDADS issued a Request for Information from potential vendors. Based on the range of responses, KDADS plans to submit a budget request for the following:
 - \$2.8 million for Initial Implementation (one-time)
 - \$1 million for Ongoing Support (annually)



APPENDIX

HCBS Waiver Report: Actual MCO Paid Amounts for HCBS Waiver Services by Population in Q1 2017

HCBS Populations	Total Expenditures for HCBS Services	Unique Number of Consumers	Average Cost Per Consumer
Autism	\$12,464	65	\$192
Intellectual and Developmental Disabilities (I/DD)	\$93,975,352	8,999	\$10,443
Frail Elderly	\$16,001,425	5,096	\$3,140
Physical Disability (PD)	\$28,252,748	6,118	\$4,618
Serious Emotional Disturbance (SED)	\$2,217,433	3,930	\$564
Technology Assisted (TA)	\$5,731,746	492	\$11,650
Traumatic Brain Injury (TBI)	\$3,259,279	480	\$6,790
Total	\$149,450,447	25,180	\$5,935

HCBS Waiver Report: Actual MCO Paid Amounts for HCBS Waiver Services by Population in Q2 2017

HCBS Populations	Total Expenditures for HCBS Services	Unique Number of Consumers	Average Cost Per Consumer
Autism	\$6,332	64	\$99
Intellectual and Developmental Disabilities (I/DD)	\$92,558,877	9,020	\$10,262
Frail Elderly	\$15,675,057	5,009	\$3,129
Physical Disability (PD)	\$27,840,961	6,130	\$4,542
Serious Emotional Disturbance (SED)	\$2,213,230	4,047	\$547
Technology Assisted (TA)	\$6,109,975	500	\$12,220
Traumatic Brain Injury (TBI)	\$3,231,726	477	\$6,775
Total	\$147,636,157	25,247	\$5,848

HCBS Waiver Report: Actual MCO Paid Amounts for HCBS Waiver Services by Population in Q3 2017

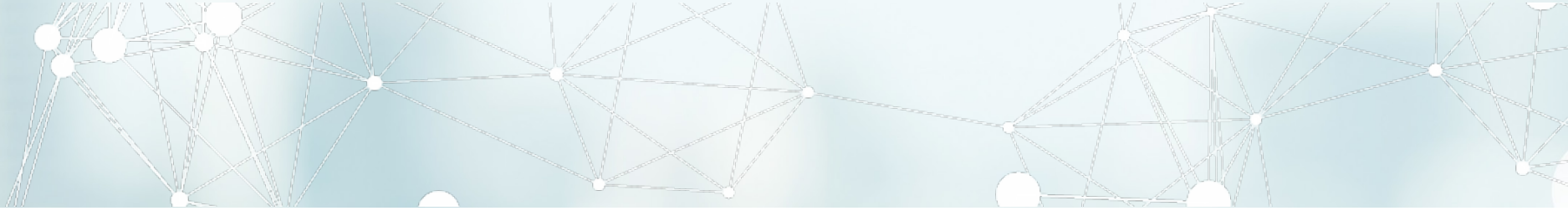
HCBS Populations	Total Expenditures for HCBS Services	Unique Number of Consumers	Average Cost Per Consumer
Autism	\$14,447	60	\$241
Intellectual and Developmental Disabilities (I/DD)	\$94,921,662	9,023	\$10,520
Frail Elderly	\$16,055,833	4,948	\$3,245
Physical Disability (PD)	\$27,301,499	6,074	\$4,495
Serious Emotional Disturbance (SED)	\$2,100,359	4,017	\$523
Technology Assisted (TA)	\$8,379,023	494	\$16,962
Traumatic Brain Injury (TBI)	\$3,006,125	470	\$6,396
Total	\$151,778,949	25,086	\$6,050

HCBS Waiver Report: Actual MCO Paid Amounts for HCBS Waiver Services by Population in Q4 2017

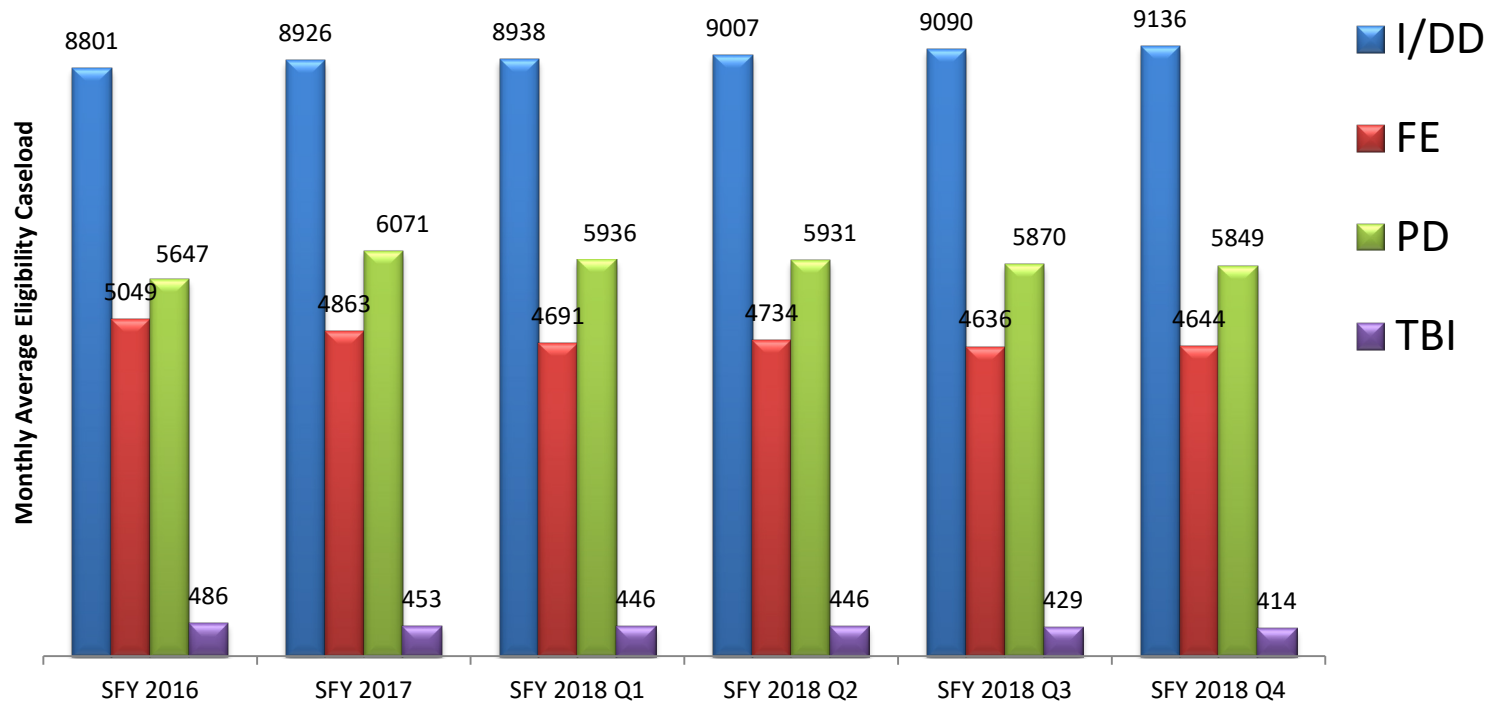
HCBS Populations	Total Expenditures for HCBS Services	Unique Number of Consumers	Average Cost Per Consumer
Autism	\$3,589	56	\$64
Intellectual and Developmental Disabilities (I/DD)	\$92,483,447	9,157	\$10,100
Frail Elderly	\$15,533,762	4,901	\$3,170
Physical Disability (PD)	\$27,516,696	6,055	\$4,544
Serious Emotional Disturbance (SED)	\$1,860,695	3,757	\$495
Technology Assisted (TA)	\$7,042,603	511	\$13,782
Traumatic Brain Injury (TBI)	\$2,937,801	457	\$6,428
Total	\$147,378,594	24,894	\$5,920

HCBS Waiver Report: Actual MCO Paid Amounts for HCBS Waiver Services by Population in Q1 2018

HCBS Populations	Total Expenditures for HCBS Services	Unique Number of Consumers	Average Cost Per Consumer
Autism	\$2,745	52	\$53
Intellectual and Developmental Disabilities (I/DD)	\$96,117,680	9,184	\$10,466
Frail Elderly	\$16,302,825	4,866	\$3,350
Physical Disability (PD)	\$27,964,210	5,972	\$4,683
Serious Emotional Disturbance (SED)	\$2,364,644	3,881	\$609
Technology Assisted (TA)	\$6,594,468	530	\$12,442
Traumatic Brain Injury (TBI)	\$3,171,180	447	\$7,094
Total	\$152,517,751	24,932	\$6,117

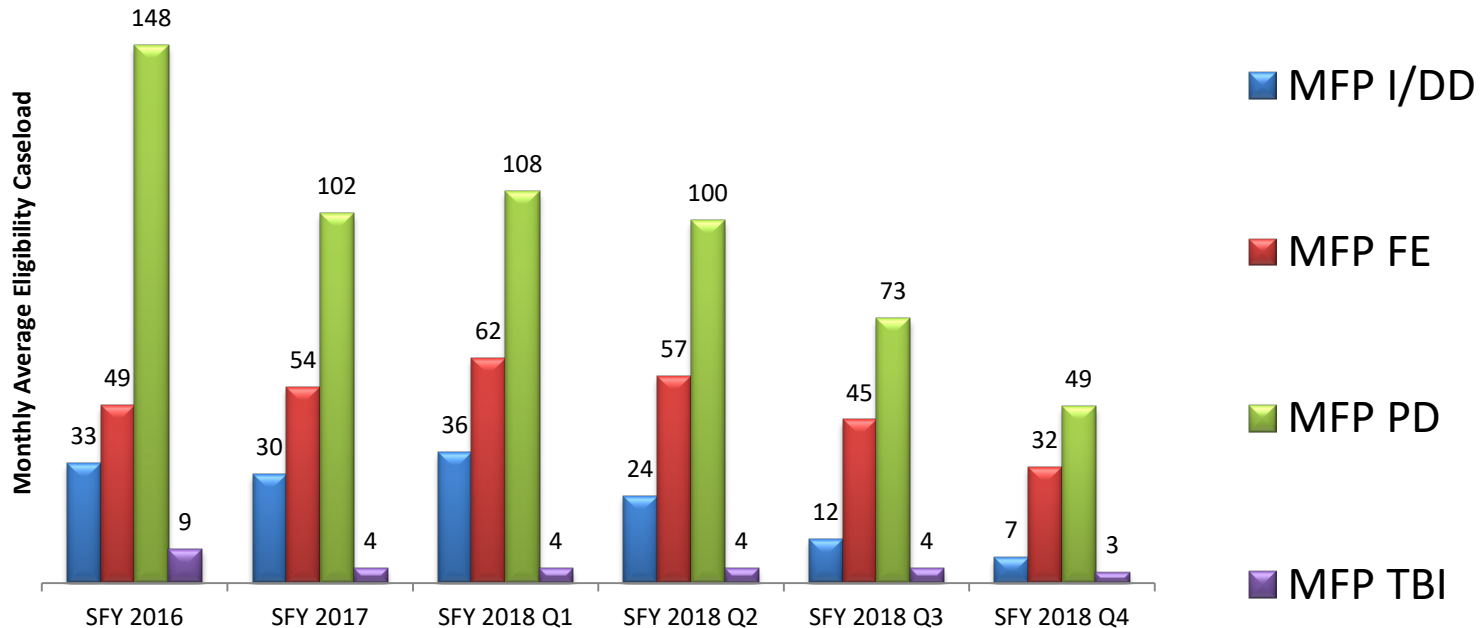


Average Monthly Caseload for HCBS



- Caseload is consistent across quarters and with prior years.

Average Monthly Caseload for HCBS Money Follows the Person (MFP)



- Caseload has been decreasing in SFY18 as the Federal grant is winding down
- Kansas stopped MFP transitions in July 2017
- Individuals transitioning by that time have 365 days of MFP. After this period, they will be transitioned to the appropriate HCBS program.

Questions?