

States Not Locked Down have Better Economic and COVID Outcomes

Dave Trabert, Michael Austin
Kansas Policy Institute

1

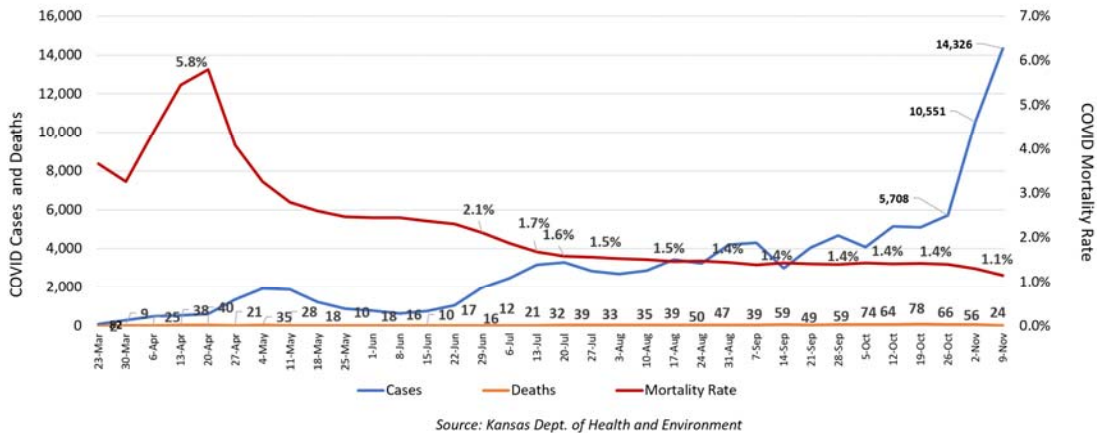
Kansas Policy Institute

- Non-profit research/education organization that protects constitutional rights and principles, creates access to better educational opportunities, promotes efficient, low-tax gov't.
- Also own *The Sentinel* – news service holding media and government accountable – and **Kansas Justice Institute** – public interest litigation center.
- Overland Park and Wichita offices.



2

New weekly COVID cases and deaths, running mortality rate



3

Some cases aren't contagious; KDHE won't request cycle threshold data

- Fauci: "If you get a cycle threshold of 35 or more, the chances of it being replication-competent are minuscule."
- KDHE state lab uses 42 cycles on most commonly used test; Quest Diagnostics is 40; LabCorp is 38.
- Fauci says labs have the data but Lee Norman ignored email request that he obtain it.



4

Kids, most adults relatively low impact from COVID

Kansas COVID Demographics - as of November 13, 2020							
Age	Cases		Hospitalizations		Deaths		Survival
	Number	% Total	Number	% Total	Number	% Total	Rate
0-9	3,499	3.0%	49	1.1%	0	0.0%	100.0%
10-17	7,948	6.9%	32	0.7%	0	0.0%	100.0%
18-24	20,332	17.6%	119	2.8%	3	0.2%	99.99%
25-34	20,035	17.4%	272	6.3%	10	0.8%	100.0%
35-44	17,732	15.4%	372	8.6%	17	1.4%	99.9%
45-54	16,350	14.2%	547	12.6%	44	3.5%	99.7%
55-64	13,999	12.1%	777	18.0%	130	10.4%	99.1%
65-74	8,029	7.0%	910	21.0%	247	19.7%	96.9%
75-84	4,409	3.8%	782	18.1%	359	28.6%	91.9%
85+	2,938	2.5%	465	10.8%	446	35.5%	84.8%
totals	115,271		4,325		1,256		98.9%

Source: KDHE; excludes unknown ages

- 98.9% survival overall; 100% kids, 99.8% adults 18-64
- 99.4% all ages outside nursing homes



5

States not locked down have higher survival rate, fewer deaths per million of population

States Not Shut Down Have Better COVID Outcomes - November 13						
State	Population	Cases	Deaths	Survival Rate	Case/M	Death/M
North Dakota	762,062	60,602	707	98.8%	79,524	928
South Dakota	884,659	62,327	568	99.1%	70,453	642
Nebraska	1,934,408	94,922	775	99.2%	49,070	401
Iowa	3,155,070	176,708	1,949	98.9%	56,008	618
Arkansas	3,017,804	130,318	2,148	98.4%	43,183	712
Wyoming	578,759	21,341	127	99.4%	36,874	219
Utah	3,205,958	145,789	701	99.5%	45,474	219
totals	13,538,720	692,007	6,975	99.0%	51,113	515
All others	314,700,803	10,070,391	236,847	97.6%	32,000	753

Source: Worldometers, Census. Population is July 2019 estimate

- States locked down have 46% more deaths per million



6

COVID Information Center KansasPolicy.org/covid/

1. Comparative trends – cases, hospitalizations, and deaths
2. Cases, hospitalization, and mortality by age group
3. Cases, deaths, mortality rate and infection rate by county
4. Cases and deaths in Kansas nursing homes and other clusters
5. Hospitalization and death rate trends in Kansas
6. Hospital beds available in Kansas and regional states
7. Cases and deaths by state
8. Pneumonia, COVID, and flu deaths
9. COVID economic impact



7

Dozens of international experts in public health, biostatistics, finance, and psychiatry who co-signed the Great Barrington Declaration say...

“Current lockdown policies are producing devastating effects on short and long-term public health. The results (to name a few) include lower childhood vaccination rates, worsening cardiovascular disease outcomes, fewer cancer screenings and deteriorating mental health—leading to greater excess mortality in years to come, with the working class and younger members of society carrying the heaviest burden. Keeping students out of school is a grave injustice.”



8

States not locked down have less job loss

- Kansas would have had 7,600 more jobs in Sept. @ avg. loss
- 17,000 more jobs @ Neb. Loss
- States locked down would have had 5.6 million more jobs @ average loss of states not locked down

Private-Sector Job Loss: Feb to Sept	
State	Change
Arkansas	-4.5%
Iowa	-5.7%
Nebraska	-3.7%
North Dakota	-8.9%
South Dakota	-4.1%
Utah	-2.6%
Wyoming	-6.4%
Not locked down	-4.5%
Kansas	-5.2%
All states locked down	-7.7%

Source: Bureau of Labor Statistics



9

States not locked down have GDP loss

Private-Sector GDP Loss 2Q 2019 to 2Q 2020	
State	Change
Arkansas	-8.2%
Iowa	-8.2%
Nebraska	-7.6%
North Dakota	-14.5%
South Dakota	-6.9%
Utah	-4.4%
Wyoming	-20.7%
Not locked down	-8.2%
Kansas	-9.0%
All states locked down	-9.5%

Source: Bureau of Labor Statistics

- Kansas would have had \$1.3 billion additional GDP in 2nd quarter @ avg. loss
- +\$2.1 billion @ Neb. Loss
- North Dakota and Wyoming lost 58% in Mining GDP.



10

Kansas has 12% fewer businesses open, 15% fewer employees working, 13% less hours worked



Source: Homebase, a free scheduling and time tracking tool used by 100,000+ local businesses across the nation. Homebase data has robust coverage across Kansas, but some of the specific industry cuts may result in smaller segments and, hence, some volatility in the key measures. Data as of October 3.



11

COVID restrictions and mandates will have long term negative economic impact

- If not for jobs from new establishments, Kansas wouldn't have had a single year of private job growth since 1984
- State and local subsidies are mostly geared to existing companies, trying to entice them to move to Kansas.
- Entrepreneurs need low-tax, commonsense regulatory climate that encourages risk-taking.



12

What do these companies have in common?

facebook

GARMIN

NORDSTROM

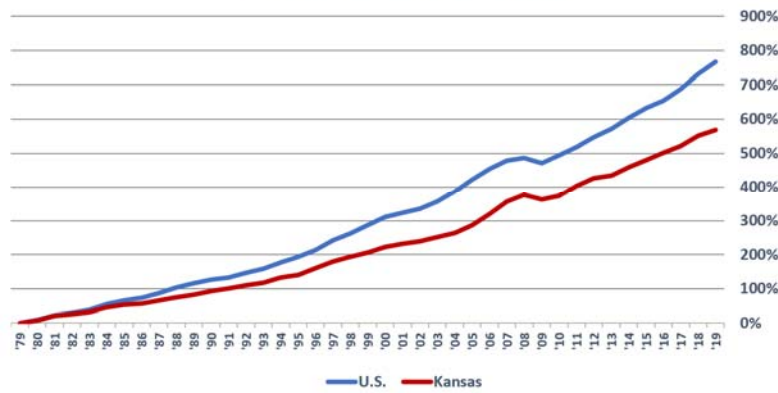
Microsoft



13

Kansas is in 5th consecutive decade of stagnation

Private GDP Growth 1979-2019

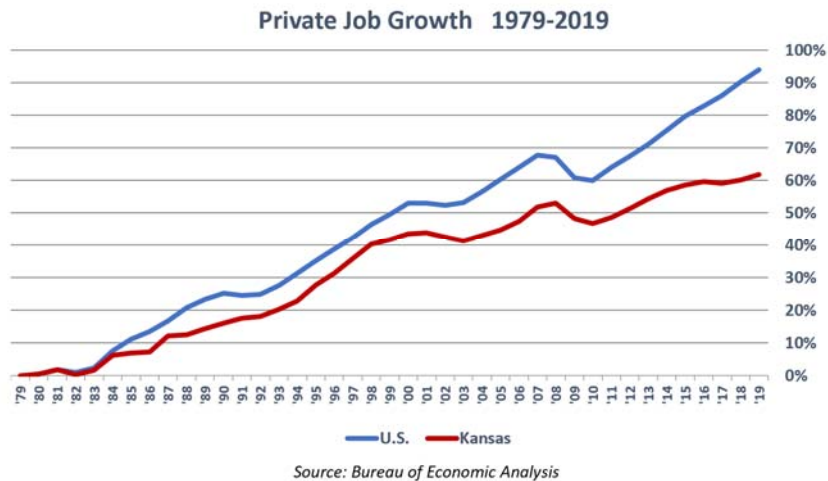


Source: Bureau of Economic Analysis



14

Kansas is in 5th consecutive decade of stagnation



15

Subsidy-based economic development strategy is Einstein's definition of insanity

- Subsidies haven't worked; cannot overcome competitive disadvantages (taxes, student achievement, regulatory climate) or offset geographical disadvantages.
- Negative domestic migration every year.
- Economic stagnation will continue until the underlying 'negatives' are removed from the resume.



16

Contact Info

[KansasPolicy.org](https://www.KansasPolicy.org)

[SentinelKS.org](https://www.SentinelKS.org)

[KansasOpenGov.org](https://www.KansasOpenGov.org)

[KansasJusticeInstitute.org](https://www.KansasJusticeInstitute.org)

Dave.Trabert@KansasPolicy.org

W (913) 213-5038

